

OKLAHOMA SOONERS
(6-8, 0-3 BIG 12)Head Coach: Lon Kruger
Record at OU: 117-65 (6th Year)

vs.

NO. 2/2 KANSAS JAYHAWKS
(14-1, 3-0 BIG 12)Head Coach: Bill Self
Record at KU: 399-84 (14th season)

Tuesday, Jan. 10, 2017 ■ 8 p.m. CT ■ Norman, Okla. ■ Lloyd Noble Center (11,562) ■ TV: ESPN2 ■ Radio: Sooner Radio Network

OKLAHOMA SCHEDULE/RESULTS

N8	WASHBURN [EXH.]	W, 84-64
N13	NORTHWESTERN STATE	W, 97-61
N17	vs. Tulane#	W, 89-70
N18	vs. Northern Iowa#	L, 67-73 (OT)
N20	vs. Clemson#	W, 70-64
N25	ABILINE CHRISTIAN	W, 72-64
N29	NORTHERN COLORADO	W, 87-66
D3	at Wisconsin	L, 70-90
D7	ORAL ROBERTS	W, 92-66
D10	vs. Wichita State\$	L, 73-76
D17	MEMPHIS	L, 94-99 (OT)
D21	vs. Auburn!	L, 70-74
D30	BAYLOR	L, 50-76
J3	at TCU	L, 57-60
J7	at Kansas State	L, 64-75
J10	KANSAS	8 p.m. ESPN2
J14	TEXAS TECH	7:30 p.m. ESPNU
J18	at West Virginia	6 p.m. ESPN2
J21	IOWA STATE	1 p.m. ESPN/2
J23	at Texas	8 p.m. ESPN
J28	FLORIDA%	1 p.m. ESPN
J30	OKLAHOMA STATE	8 p.m. ESPN
F4	at Texas Tech	6 p.m. ESPNU
F8	WEST VIRGINIA	8 p.m. ESPN2
F11	at Iowa State	5 p.m. ESPN2
F14	TEXAS	8 p.m. ESPN2
F18	at Oklahoma State	7 p.m. ESPNU
F21	at Baylor	6 p.m. ESPN2
F25	KANSAS STATE	5 p.m. ESPNU
F27	at Kansas	8 p.m. ESPN
M4	TCU	2 p.m. ESPNEWS
M8-11	Big 12 Championship ^	TBD TBD

All times Central and subject to change

Tire Pros Invitational (Orlando, Fla.)
 \$ All-College Classic (Oklahoma City)
 ! Birthday of Basketball (Uncasville, Conn.)
 % Big 12/SEC Challenge
 ^ Kansas City, Mo.

GETTING SOCIAL WITH THE #SOONERS

Twitter/Instagram.....@OU_MBBall
 Facebook.....OU Mens Basketball
 Snapchat.....OU_MBBall

OU ATHLETICS COMMUNICATIONS

Associate Director/MBB Contact.....Ben Coldagelli
 Email.....bcoldagelli@ou.edu
 Cell.....405-246-5663
 Office.....405-325-7014

OKLAHOMA PROBABLE STARTERS (BASED ON PREVIOUS GAME)

No.	Name	Position	Class	Height	Weight	Hometown (Last School)
0	Darrion Strong-Moore	G	Jr.	6-1	180	Chicago, Illinois (Coffeyville CC [Kan.])
3	Christian James	G	So.	6-4	218	Houston, Texas (Bellaire HS)
1	Rashard Odomes	G	So.	6-6	212	Copperas Cove, Texas. (Copperas Cove HS)
11	Kristian Doolittle	F	Fr.	6-7	236	Edmond, Okla. (Edmond Memorial HS)
12	Khadeem Lattin	F	Jr.	6-9	212	Houston, Texas (Redemption Christian Home School Aca.)

OKLAHOMA RESERVES

No.	Name	Position	Class	Height	Weight	Hometown (Last School)
40	Richard Anderson	G	Fr.	6-2	180	Midwest City, Okla. (Midwest City HS)
21	Dante Buford	F	R-So.	6-7	221	Greenville, S.C. (Arlington Country Day School [Fla.])
25	C.J. Cole	F	Sr.	6-7	245	Sperry, Okla. (Sperry HS)
5	Matt Freeman	F	R-Fr.	6-10	224	Auckland, New Zealand (Westlake Boys HS)
22	Daniel Harper	G	Sr.	6-1	190	Norman, Okla. (Norman HS)
20	Kameron McGusty	G	Fr.	6-5	191	Katy, Texas (Sunrise Christian Academy [Kan.])
4	Jamuni McNeace	C	R-So.	6-10	215	Kankakee, Ill. (Allen HS)
15	Grant Quinn	G	Fr.	6-4	185	Argyle, Texas (Liberty Christian HS)
13	Jordan Shepherd	G	Fr.	6-2	180	Asheville, N.C. (Asheville Christian HS)
30	Marshall Thorpe	F	R-Fr.	6-9	235	Tulsa, Okla. (Bishop Kelley HS)
10	Jordan Woodard	G	Sr.	6-0	187	Arcadia, Okla. (Edmond Memorial HS)

OKLAHOMA STAFF

	Coach	Alma Mater	Year at OU
Head Coach:	Lon Kruger	Kansas State '75	Sixth
Associate Head Coach:	Chris Crutchfield	Nebraska-Omaha '92	Sixth
Assistant Coach:	Carlin Hartman	Tulane '94	First
Assistant Coach:	Kevin Kruger	Arizona State '06	First
Director of Operations:	Mike Shepherd	Kansas State '92	Sixth
Video Coordinator:	Will Saxon	Oklahoma '15	First
Athletics Trainer:	Alex Brown	Appalachian State '79	Thirtieth
Strength and Performance Coach:	Bryce Daub	Central Washington '08	Second

PRONUNCIATION GUIDE

Khadeem Lattin: kuh-DEEM LAT-tin**Rashard Odomes:** ruh-SHARD**Jamuni McNeace:** juh-MUN-ee mick-NEESE**Darrion Strong-Moore:** DARE-ee-on

GAMEDAY STORYLINES

► One of the youngest teams in both the Big 12 and the nation, Oklahoma has seen its freshmen and sophomores play a large role for the Sooners this season. The Sooner roster boasts 11 underclassmen (freshmen and sophomores) – the most of any OU team in the **Lon Kruger** era and the most of any Big 12 roster this season. The young Sooners have received ample experience through their first three Big 12 contests. OU freshmen have played a total of 257 minutes (most in Big 12) and have scored 46.8 percent of OU's points in Big 12 play – the highest percentage in the conference. Sooner underclassmen rank second in the Big 12 in total minutes played in conference competition (464) and have scored 74.3 percent of Oklahoma's points the past three games (second in Big 12).


► Through three Big 12 games, Oklahoma boasts a conference-best 29.3 bench points per game in league competition. The Sooners are one of only four Big 12 squads to average over 20 bench points in league games as the conference averages 17.8 per contest. OU has been paced in Big 12 play by a team-leading 13.3 points per game from freshman guard **Kameron McGusty**. The freshman has led the Sooners in scoring the past two games, scoring 11 points at TCU on Jan. 3 before producing a career-high 20 points at Kansas State on Jan. 7. McGusty's performance against K-State was the first 20-point game by a freshman since Jordan Woodard in 2014 and the most points scored by a Sooner off the bench since Romero Osby notched 22 in 2012.

YOUNG SOONERS GAINING EXPERIENCE

		Rank in Big 12
Freshmen on Roster	7	T1
Underclassmen on Roster	11	1
Percent Scoring by Freshmen in Big 12 Play	46.8%	1
Percent Scoring by Underclassmen in Big 12 Play	74.3%	2
Minutes Played by Freshmen in Big 12 Play	257	1
Minutes Played by Underclassmen in Big 12 Play	464	2

TONIGHT'S OPPONENT:

NO. 2/2 KANSAS



SERIES HISTORY


Games	210
Standing	KU leads 144-66
At Norman	KU leads 49-42
At Lawrence	KU leads 74-16
At Neutral Site	KU leads 21-8
Last Win	75-73 (3/7/15) in Norman
Last Home Win	75-73 (3/7/15)
Last Road Win	80-77 (2/17/93)
Last Loss	76-72 (2/13/16) in Norman
Last Home Loss	76-72 (2/13/16)
Last Road Loss	109-106 (30T) (1/4/16)
Largest Margin of Victory	28, 123-95 (1/18/89)
Largest Margin of Defeat	31, 86-55 (2/5/63)
Current Streak	KU, 2 wins

RECENT MEETINGS

Date	Location	Result	Score
2/13/16	Norman	L	72-76
1/4/16	Lawrence	L	106-109 (30T)
3/7/15	Norman	W	75-73
1/19/15	Lawrence	L	78-85
2/24/14	Lawrence	L	75-83

NEXT OPPONENT:

TEXAS TECH



Date and Time	Jan. 14 at 7:30 p.m. CT
Site	Lloyd Noble Center, Norman, Okla.
TV	ESPNU
TTU 2016-17 Record	12-3 (1-2 Big 12)
TTU Head Coach	Chris Beard
Record at TTU	12-3 (1st Season)

TEXAS TECH SERIES HISTORY



Games	59
Standing	OU leads 37-22
At Norman	OU leads 22-7
At Lubbock	Texas Tech leads 14-13
At Neutral Site	OU leads 2-1
Last Win	91-67 (1/26/16) in Norman
Last Home Win	91-67 (1/26/16)
Last Road Win	79-75 (2/21/15)
Last Loss	63-65 (2/17/16) in Lubbock
Last Home Loss	60-68 (2/12/14)
Last Road Loss	63-65 (2/17/16)
Largest Margin of Victory	45, 81-36 (1/28/15)
Largest Margin of Defeat	29, 66-95 (12/17/63)
Current Streak	Texas Tech, 1 win

RECENT MEETINGS

Date	Location	Result	Score
2/17/16	Lubbock	L	63-65
1/26/16	Norman	W	91-67
2/21/15	Lubbock	W	79-75
1/28/15	Norman	W	81-36
2/12/14	Norman	L	60-68

GAME OVERVIEW

Oklahoma (6-8, 0-3 Big 12) hits the Lloyd Noble Center court for the first time in 2017 when it hosts No. 2/2 Kansas (14-1, 3-0 Big 12) for ESPN's Super Tuesday. Kansas has won 14 games in a row while the Sooners are looking to snap a six-game losing streak. An unranked Sooner team has defeated a top five opponent on five occasions in program history (three of which have been against KU) – most recently when OU topped No. 5 Kansas, 76-66, on Feb. 9, 2013. Should Oklahoma be victorious Tuesday, it will be the first time a sub-.500 OU team has ever defeated a top five opponent. Tuesday's matchup is the fourth game in a loaded five-game stretch to open Big 12 play. OU's first five opponents (No. 1/1 Baylor, TCU, No. 25/RV Kansas State, No. 2/2 Kansas and Texas Tech) combine for a record of 66-9 (.880). Tuesday's contest tips off at 8 p.m. CT and air on the Sooner Radio Network (KR XO 107.7 FM "The Franchise" in Oklahoma City; KTBZ 1430 AM in Tulsa) with **Toby Rowland** and **Kevin Henry** announcing. The game will be televised nationally on ESPN2 with **Bob Wischusen**, **Fran Fraschilla** and **Holly Rowe** calling the action.

STATS COMPARISON		
		
CATEGORY		
Overall Record	6-8	14-1
Points Per Game	75.1	86.7
Opp. Points Per Game	72.4	69.7
Rebounds Per Game	37.2	40.3
Rebounding Margin	+0.9	+6.3
Field Goal Pct.	.441	.512
Opp. Field Goal Pct.	.428	.401
3-Point Pct.	.397	.420
Opp. 3-Point Pct.	.364	.356
Free Throw Pct.	.696	.626
Assists Per Game	13.1	18.1
Turnovers Per Game	14.5	12.6
Blocked Shots Per Game	4.9	5.5
Steals Per Game	8.1	7.1

OKLAHOMA VS. KANSAS SERIES HISTORY

- The Sooners and Jayhawks have met 210 previous times – the second most contests against any opponent in Oklahoma history. The Sooners have only faced Oklahoma State (231 games) more times than the Jayhawks.
- Kansas leads the overall series, 144-66. The Jayhawks are the only Big 12 team to own a winning record all-time against the Sooners. KU leads the series in Norman, 49-42.
- The Jayhawks swept the Sooners last season in two closely-contested matchups that included a triple-overtime thriller at Allen Fieldhouse. Buddy Hield scored 46 points in the 109-106 loss and shot 8-of-15 from 3-point range.

OKLAHOMA VS. KANSAS LAST MEETING

Kansas 76, Oklahoma 72 ■ February 13, 2016 ■ Lloyd Noble Center ■ Norman, Okla.

Score by periods	1st	2nd	Total	GAME LEADERS	OKLAHOMA	KANSAS
Kansas	38	38	76	Points	Hield, 24	Graham, 27
Oklahoma	33	39	72	Rebounds	Spangler, 7	Lucas, 10
				Assists	Cousins, 5	Mason III, 3

- Three Sooners scored in double figures in the contest, including Buddy Hield (24 points), Isaiah Cousins (21 points) and Jordan Woodard (10 points). Hield scored 18 of his points after halftime.
- OU registered 22 second-chance points in the contest.
- The Sooners shot 11-of-26 from 3-point range.
- OU outrebounded the Jayhawks, 38-36.
- Oklahoma trailed 73-71 and called a timeout with 32.1 seconds remaining. Hield made the first of two free throws with 25.3 seconds to go, and Kansas rebounded the miss.
- KU's Devonte' Graham made two free throws with 19 seconds to play to put Kansas up three. Oklahoma's Cousins shot a quick 3-point attempt that missed, and Kansas' Jamari Traylor made the second of two free throws with 10 seconds remain-

OKLAHOMA CAREER STATS VS. KANSAS

Player	GP-GS	MIN	FG-FGA	3FG-FGA	FT-FTA	REB	AST	TO	BLK	STL	PTS
Jordan Woodard	6-6	33.7	20-55	8-20	25-28	2.7	4.3	1.2	0.3	1.3	12.2
Khadeem Lattin	4-2	23.3	7-15	0-0	6-7	6.5	0.5	0.5	2.3	0.5	5.0
Christian James	2-0	8.5	1-2	1-1	4-6	2.0	0.0	1.0	0.0	1.5	3.5
Dante Buford	2-0	12.0	1-8	0-2	1-2	1.0	1.0	0.0	1.0	0.0	1.5
Jamuni McNeace	1-0	3.0	0-0	0-0	0-2	1.0	0.0	0.0	0.0	0.0	0.0

BIG 12 STANDINGS

Through Jan. 8

Team	Big 12			Overall		
	W	L	Pct.	W	L	Pct.
Baylor	3	0	1.000	15	0	1.000
Kansas	3	0	1.000	14	1	.933
Kansas State	2	1	.667	13	2	.867
West Virginia	2	1	.667	13	2	.867
Iowa State	1	2	.333	10	4	.714
TCU	1	2	.333	12	3	.800
Texas Tech	1	2	.333	12	3	.800
Texas	1	2	.333	7	8	.467
Oklahoma State	0	3	.000	10	5	.667
Oklahoma	0	3	.000	6	8	.429


OKLAHOMA QUICK FACTS
Official Name: University of Oklahoma

Location: Norman, Okla.

Founded: 1890

Enrollment: 30,813

Nickname: Sooners

Colors: Crimson and Cream

President: David L. Boren

Athletics Director: Joe Castiglione

Arena: Lloyd Noble Center (11,562)

First Year of Basketball: 1907-08

NCAA Tournament Appearances: 30 (41-30)

NIT Appearances: 7 (10-7)

All-Time Record: 1,623-1,035 (.611)

Regular Season Conference Championships:
 14 (1928, 1929, 1939, 1940, 1942, 1944, 1947, 1949, 1979, 1984, 1985, 1988, 1989, 2005)

Conference Tournament Championships: 7
 (1979, 1985, 1988, 1990, 2001, 2002, 2003)

Head Coach: Lon Kruger (Kansas State '75)

Career Record: 590-361 (30 years)

Oklahoma Record: 111-57 (5 years)

NCAA Appearances: 17 (most recent 2016)

NIT Appearances: 4 (most recent 2009)

Assistant Coaches: Chris Crutchfield (Nebraska-Omaha '92), Carlin Hartman (Tulane '94), Kevin Kruger (Arizona State '06)

Director of Operations: Mike Shepherd
 (Kansas State '92)

Video Coordinator: Will Saxon

Athletic Trainer: Alex Brown

Strength and Conditioning: Bryce Daub

Team Physician: Dr. Brock Schnebel

Equipment Manager: Marco Griego

Graduate Assistant Managers: Will Bryson, Byron Peak

Official Website: SoonerSports.com

OKLAHOMA'S LAST TIME OUT...

Kansas State 75, Oklahoma 64 ■ Saturday, Jan. 7 ■ Bramlage Coliseum ■ Manhattan, Kan.

Score by periods	1st	2nd	Total
Oklahoma	27	37	64
Kansas State	43	32	75

GAME LEADERS	OKLAHOMA	KANSAS STATE
Points	McGusty, 20	Iwundu, 16
Rebounds	Doolittle, 8	Wade, 7
Assists	Strong-Moore, 4	Two Players, 5

► Oklahoma (6-7, 0-2 Big 12) suffered its first road conference loss of the season to TCU (12-2, 1-1 Big 12) on Tuesday. With the 60-57 loss, the Sooners are now 18-3 all-time against the Horned Frogs, including 8-2 in Fort Worth.

► After trailing by 16 at halftime, Oklahoma (6-8, 0-3 Big 12) fought back to within six before falling to Kansas State (13-2, 2-1) on the road, 75-64. The Sooners shot 15-of-22 (.682) from the field in the second half – its best field goal percentage in any half this season.

► Freshman guard Kameron McGusty scored a career-high 20 points, shooting 5-of-9 from the field and 2-of-3 from 3-point range while making 8-of-9 foul shots. The freshman has led the Sooners in scoring the past two games (11 points against TCU on Jan. 3) and is averaging a team-best 13.3 points in Big 12 play. McGusty is the first Sooner freshman with a 20-point performance since Jordan Woodard scored 23 at West Virginia in 2014. McGusty is also the first Sooner to score 20 points off the bench since Romero Osby produced 22 points on 9-of-12 shooting against Arkansas in 2012.

► The Sooners shot 6-of-11 (.545) from behind the 3-point line – their highest 3-point percentage of the season and the third game of making 50 percent or more of their shots from downtown.

► From the field, Oklahoma shot 25-of-48 (.521), marking its fifth game of shooting above 50 percent. Saturday was the first time this year that OU made more than half of its shots in a loss.

► Entering the week without a double-digit scoring game on the season, junior guard Darrion Strong-Moore racked up 10 points for the second-consecutive game on Saturday. Strong-Moore shot 4-of-7 from the field and 2-of-3 from 3-point range while dishing out four assists in his starting debut. In three games of Big 12 play, Strong-Moore is averaging 8.7 points (second on team) while shooting 50 percent from both the field (10-of-20) and 3-point range (6-of-12).

► Freshman forward Matt Freeman sunk a 3-pointer for the fourth consecutive game. The freshman has sunk a deep ball in six of his last seven outings and is shooting 4-of-8 (.500) from 3-point range during Big 12 competition.

NEXT UP: TEXAS TECH

► The Sooners welcome Texas Tech to Norman for a Saturday night meeting on Jan. 14. The 7:30 contest airs on ESPN.

► Oklahoma leads the all-time series, 37-22, and is 22-7 against the Red Raiders in Norman. The Sooners have won the past two games at LNC by a combined 69 points (91-67 in 2016, 81-36 in 2015).

► OU and Tech split the 2015-16 series with the home team winning each contest.

NEW ROLES AND NEW FACES

► After losing the senior trio of Isaiah Cousins, Buddy Hield and Ryan Spangler, the Sooners are looking to a roster that features 11 underclassmen (most of the Kruger era) to continue its development and growth as the season progresses.

► OU has benefited from a dramatic increase in scoring from guards **Christian James** and **Rashard Odomes**. After averaging 2.9 points per game in 2015-16, James is the second leading scorer for the Sooners through 14 games, scoring 10.9 points per game on .422 shooting from the field and .481 from 3-point range (third in Big 12). James is the only returning Big 12 player to average less than 3.0 points in 2015-16 and over 12.0 points in 2016-17.

► Tallying just 35 total points in 2015-16 (1.9 per game), Odomes has already tripled his total points output with 131 on the season (averaging 9.4 per game).

► Oklahoma has seen potential from all four of its scholarship freshmen as the youngest Sooners have combined to produce 10 games of double-digit scoring – most recently a 20-point showing from Kameron McGusty against Kansas State (Jan. 7).

SOPHOMORES STEPPING UP

Players	2015-16		2016-17	
	Points	Minutes	Points	Minutes
Christian James	2.9	9.4	10.9	26.1
Rashard Odomes	1.9	6.1	9.4	24.2
Jamuni McNeace	1.2	7.7	3.9	15.9

DOUBLE-DIGIT SCORING GAMES BY OU FRESHMEN

Player	Points	Game
Kameron McGusty	20	Jan. 7 vs. Kansas State
Jordan Shepherd	18	Dec. 17 vs. Memphis
Kristian Doolittle	17	Nov. 29 vs. Northern Colorado
Matt Freeman	15	Nov. 13 vs. Northwestern State
Kameron McGusty	14	Nov. 20 vs. Clemson
Jordan Shepherd	13	Dec. 21 vs. Auburn
Kristian Doolittle	13	Nov. 18 vs. Northern Iowa
Kameron McGusty	11	Jan. 3 vs. TCU
Kameron McGusty	11	Dec. 3 vs. Wisconsin
Matt Freeman	10	Jan. 3 vs. TCU

WHERE OKLAHOMA RANKS...

Through Jan. 8

Offensive Stats	Big 12	NCAA
Points	75.1	9
Rebounds	37.2	7
Assists	13.1	9
FG %	.441	9
3FG%	.397	3
FT%	.696	4
Turnovers	14.5	10

Defensive Stats	Big 12	NCAA
Points Allowed	72.4	9
Opp. FG%	.441	9
Opp. 3FG%	.364	9
Steals	8.1	5
Blocks	4.9	6
Opp. Turnovers	15.3	5

WHERE THE SOONERS RANK IN THE BIG 12

Through Jan. 8

ALL GAMES
Rebounding

16. Khadeem Lattin5.6

Steals

7. Khadeem Lattin1.6

Blocks

3. Khadeem Lattin1.9

10. Jamuni McNeace.....1.3

3-Point Field Goals Made

10. Christian James1.8

3-Point Field Goal Percentage

2. Christian James481

CONFERENCE GAMES
Rebounding

12. Rashard Odomes.....5.7

12. Kristian Doolittle5.7

Steals

8. Kristian Doolittle1.3

8. Kameron McGusty.....1.3

15. Rashard Odomes.....1.0

Blocks

3. Khadeem Lattin2.0

3-Point Field Goals Made

6. Darriion Strong-Moore.....2.0

12. Kameron McGusty.....1.7

3-Point Field Goal Percentage

6. Darriion Strong-Moore.....500

12. Kameron McGusty.....385

Free Throw Percentage

6. Kameron McGusty.....846

LATTIN BLOCK PARTY

► Junior forward **Khadeem Lattin** has already proven himself as one of the top shot blockers in Oklahoma program history. After 85 career games for the Sooners, Lattin ranks fourth in the OU record book in career blocks with 135.

► Owning a 7-foot-2 wingspan, Lattin averaged a Big 12-best 2.1 blocks per game in 2015-16, including 2.7 rejections in conference play. His efforts did not go unnoticed throughout the league, as he was voted to the Big 12 All-Defensive Team by conference coaches.

► His 77 total blocks in 2015-16 ranked 17th in the nation and fifth among players at Power Five schools. The forward registered at least six blocks on five occasions, including a career-best eight blocked shots vs. Texas Tech on Jan. 26.

► Lattin is off to another solid start on the defensive end in 2016-17, registering 27 blocks in 14 games. His 1.9 blocks per game ranks third in the Big 12. He's also tallied 23 steals this season, compared to his total of 32 in 36 games last season. Lattin is the only Big 12 players ranked in the conference's top seven for both blocks and steals.

► On the offensive end, Lattin has seen much improved production. After averaging 5.6 points on .557 shooting in 2015-16, Lattin boasts a 2016-17 average of 8.4 points on a .512 field goal percentage.

KRUGER KEEPS BUILDING

Lon Kruger has made his mark in college basketball as one of – if not the best – program rebuilders. Want proof? Look no further than what he's done with Oklahoma.

► In the two seasons before his hiring, the Sooners went 27-36 (.429) – capped by a 10th-place finish in the Big 12 in 2010-11. Since being brought on in 2011, Kruger has led the program to a 117-65 (.643) record, including a 102-49 (.675) mark over the past five seasons.

► Kruger's OU teams keep improving and have surpassed their win total from each subsequent season, with the 2015-16 squad finishing with a 29-8 record and making a trip to the Final Four. Before his arrival at OU, the Sooners had previously not been to the postseason since 2009 when they advanced to the NCAA Elite Eight.

► In five full seasons at Oklahoma, Kruger has produced four NCAA Tournament appearances, three top-three finishes in the Big 12, a national player of the year in Buddy Hield and a trip to the 2016 Final Four. Oklahoma was ranked in the top 10 of the AP Top 25 poll for every week of the 2015-16 season and made its first appearance as the poll's No. 1 team for the first time in more than 25 years.

► With 111 wins in his first five seasons at OU, Kruger owns the second most victories in the first five seasons of coaching the Sooners. Only Billy Tubbs accumulated more wins (115) in his first five years at OU. Kruger is the first coach in OU history to win six NCAA tournament games within his first five seasons.

► Boasting 596 career victories, Kruger ranks 10th in Division 1 wins among active coaches and 35th overall in NCAA Division I history.

THERE'S NO PLACE LIKE HOME

It's known as the house Alvan Adams built and Wayman Tisdale filled. It's also where Billy Tubbs resurrected Oklahoma basketball, where Blake Griffin flew high and where Buddy Hield became Buddy Buckets. Now, Lon Kruger is continuing the remarkable run of Sooner success inside the Lloyd Noble Center.

► Oklahoma has gone 58-9 (.866) at Lloyd Noble Center in the past five years, including 32-4 (.889) in the last four seasons. Overall, the Sooners are 69-14 (.831) at the LNC in the Kruger era.

► The Sooners have won 437 of their last 505 encounters at Lloyd Noble Center, good for a remarkable .869 winning percentage. Included in the stretch was a school-record 51-game winning streak (ended in 1990-91). The Sooners also recorded a Big 12 Conference-record 37-game home court winning streak (ended in 2003).

► OU is 13-7 at home against AP Top 25 opponents in the Kruger era and has won 12 of the last 15 such contests.

► Oklahoma has won 126 of its last 132 non-conference games at LNC, including 60 of its last 63. The Sooners are 34-3 in Norman against non-conference opponents under Kruger.

► Overall, the Sooners own a 532-95 (.850) record in the LNC since the building opened in 1975.

► Student interest in OU basketball has continued to grow through Kruger's tenure. Student attendance has increased by more than 100 percent from Kruger's first season (2011-12). This year, OU student season tickets sold out in less than 24 hours – the fastest rate in the OU era.

OU'S CAREER BLOCKED SHOTS LEADERS

1. Al Beal.....	230
2. Stacey King.....	228
3. Wayman Tisdale.....	209
4. Khadeem Lattin	135

CAREER DIVISION I WINS

31. Billy Tubbs	609
32. Bill Self	606
33. Slats Gill	599
34. Tom Davis	597
35. Lon Kruger.....	596

OKLAHOMA IN THE LON KRUGER ERA

SINCE LON KRUGER WAS HIRED ON APRIL 1, 2011

Overall Record.....	117-65
Home.....	69-15
Road.....	23-34
Neutral.....	25-16
Record in Big 12 Regular Season Play.....	52-41
Home.....	35-11
Road.....	17-30
Record vs. Non-Conference Opponents.....	63-19
Home.....	34-4
Road.....	5-4
Neutral.....	24-11
vs. AP Top 25.....	24-31
Home.....	14-6
Road.....	5-17
Neutral.....	5-8
vs. AP Top 15.....	15-17
Home.....	8-5
Road.....	4-7
Neutral.....	3-5
vs. AP Top 10.....	8-14
Home.....	4-5
Road.....	2-5
Neutral.....	2-4
vs. AP Top 5.....	2-8
Home.....	1-3
Road.....	0-3
Neutral.....	1-2
vs. AP Ranked Big 12 Opponents.....	20-24
Home.....	14-6
Road.....	5-16
Neutral.....	1-2
vs. AP Ranked Non-Conference Opponents.....	4-7
Home.....	0-0
Road.....	0-1
Neutral.....	4-6
Both OU and Opponent are Ranked.....	18-14
Home.....	10-1
Road.....	4-8
Neutral.....	4-5

TEAM HIGHS IN THE LON KRUGER ERA

Points.....	111 vs. Central Arkansas, 12/3/15
FG Made.....	39 vs. Iowa State, 2/9/15
FG Attempted.....	88 vs. Kansas, 1/4/16
FG Percentage.....	.620 (31-50) vs. Baylor, 1/23/16
3FG Made.....	17 vs. Iowa State, 1/18/16
3FG Attempted.....	35 vs. Baylor, 3/13/14
3FG Percentage.....	.615 (8-13) vs. Okla. State, 1/12/13
FT Made.....	39 vs. Baylor, 2/23/13
FT Attempted.....	48 vs. Tulsa, 12/14/13
FT Percentage.....	1.000 (34-34) vs. Iowa State, 3/2/13
Total Rebounds.....	63 vs. S.C. State, 12/21/12
Assists.....	29 vs. Baylor, 1/23/16
Steals.....	16, Twice, Last: vs. Oral Roberts, 12/7/16
Blocks.....	14 vs. Texas Tech, 1/26/16
Opponent Turnovers.....	23, Twice, Last: vs. Auburn, 12/21/16

PLAYER HIGHS IN THE LON KRUGER ERA

Points.....	46, Buddy Hield vs. Kansas, 1/4/16
Rebounds.....	18, Ryan Spangler vs. Kansas, 1/4/16
.....	18, Romero Osby vs. S.C. State, 12/21/11
Assists ..	12, Jordan Woodard vs. UT Arlington, 12/17/13

WATCHING WOODARD

► A 2015-16 All-Big 12 honorable mention selection, **Jordan Woodard** was the team's second-leading scorer last season with averages of 13.0 points (10th in Big 12), 3.4 assists (9th), 3.0 rebounds and 1.6 steals (5th) in 29.8 minutes. The Big 12 coaches voted Woodard a preseason All-Big 12 Honorable Mention selection ahead of the 2016-17 season.

► Woodard has seen remarkable development from season to season – particularly from behind the 3-point arc. After shooting 17-for-67 (.254) from 3-point range in 2014-15, Woodard sunk 80 treys on 176 attempts (.455) his junior year to finish second in the Big 12 in 3-point shooting.

► With three-plus seasons of experience in the Sooner starting lineup under his belt, Woodard has already made a dent in the OU record book. Sitting on 1,324 points at OU, Woodard recently became just the 21st Sooner to score over 1,300 points in a career. He surpassed both Blake Griffin (1,278) and Cameron Clark (1,284) in OU's all-time scoring rankings, moving up to No. 21 on the list. He also ranks in the top 10 of four statistical categories in the OU record book (free throws, free throw percentage, assists, steals).

► With 410 made foul shots and a career free throw percentage of .807, Woodard is just the seventh Sooner to ever sink 400 career free throws. No Sooner has ever finished his collegiate career with over 400 made free throws at a rate of over .800.

WOODARD'S REMARKABLE IMPROVEMENT

SEASON	PPG	FG%	3FG%	3FGM
2014-15	9.3	.361	.254	17
2015-16	11.1	.416	.455	80
2016-17	17.6	.432	.426	26

WOODARD IN THE OU RECORD BOOKS

Points	Free Throws	Steals
19. Mookie Blaylock.....1,338	6. Les Lane.....418	7. Ricky Grace.....178
20. Isaiah Cousins.....1,326	7. Tim McCalister.....414	8. Brent Price.....177
21. Jordan Woodard1,324	8. Jordan Woodard 410	9. Jordan Woodard 169
Assists	Free Throw Percent (min 175 att)	
6. Hollis Price.....462	6. David Little......822	
7. Jan Pannell.....449	7. Nolan Johnson......814	
8. Jordan Woodard 446	8. Jordan Woodard806	

SOONER TIP-INS

► **SWITCHING IT UP:** After five games of using the same starting lineup, head coach **Lon Kruger** swapped **Kristian Doolittle** for **Matt Freeman** at the forward position. It was the first time since February of 2013 that Kruger has adjusted a starting lineup during the season. **Dante Buford** received the start at the forward position in OU's next two games (Dec. 7 vs. Oral Roberts and Dec. 10 vs. Wichita State) before reuniting to Doolittle. Jordan Woodard, Jordan Shepherd and Darrien Strong-Moore have all had a chance to start at point guard. In total, the Sooners have used six different lineups this season. The six lineup combinations are tied with the 2012-13 campaign for the most lineups used in one season under Kruger.

► **ALMOST THERE:** The Sooners look to snap a six-game losing streak on Tuesday against Kansas. Despite losing eight games this season, the Sooners have found themselves with a chance to win in almost every contest this year. Oklahoma has led at halftime in five of its eight losses and has led at the half in two of its three true road games this season (at Wisconsin on Dec. 3 and at TCU on Jan. 3). Five of OU's eight losses have been decided by six points or less.

► **FROM DEEP:** Coming off of a prolific season of 3-point shooting in 2015-16 that included hitting a program-record 382-of-906 (.422) shots from behind the arc, the Sooners are off to another hot start from deep. Oklahoma ranks third in the Big 12 in 3-point field goal percentage (.397), sinking an average of 7.4 treys per game. OU has been paced by **Jordan Woodard** (26 made 3-pointers) and **Christian James** (25 made 3-pointers). James is second in the Big 12 by shooting his 3-point attempts at a 48.1 percent clip. OU has shot 50 percent or higher from downtown in three games this season, most recently going 6-of-11 (.545) at Kansas State on Jan. 7.

► **GETTING DEFENSIVE:** The Sooners have won or tied the turnover margin in 10 of its 14 games this season. Oklahoma is averaging 8.1 steals per game (40th in NCAA) and forcing 15.3 turnovers a contest (62nd in NCAA). The Sooners are blocking 4.9 shots per contest (52nd in NCAA).

► **BULLDOGS BACK TOGETHER:** Oklahoma's starting lineup in the first five games included freshman forward **Kristian Doolittle**, the first freshman to start for the Sooners since **Jordan Woodard** in the 2013-14 season. Doolittle finished his debut with five points and three rebounds in 19 minutes. Doolittle and Woodard played together for one season at Edmond Memorial High School (Edmond, Okla.), winning the Oklahoma 6A title. The duo is the first pair of former high school teammates to start in a game for the Sooners since **Blake and Taylor Griffin** (Oklahoma Christian School in Edmond, Okla.) in 2008-09.

2016-17 STARTING LINEUPS

Lineup	Record
Woodard, James, Odomes, Doolittle, Lattin	4-1
Woodard, James, Odomes, Freeman, Lattin	1-1
Woodard, James, Odomes, Buford, Lattin	1-1
Shepherd, Woodard, Odomes, Doolittle, Lattin	0-1
Strong-Moore, James, Odomes, Doolittle, Lattin	0-1
Shepherd, James, Odomes, Doolittle, Lattin	0-3

RESULTS AND GAME LEADERS

Date	Opponent	W/L	Score	Margin	Attend.	Points Leader	Rebounds Leader	Assists Leader
11/13	Northwestern State	W	97-61	+36	8,456	Lattin - 19	Lattin - 11	Odomes - 5
11/17	vs. Tulane#	W	89-70	+19	1,991	Woodard - 22	Doolittle - 12	Woodard - 7
11/18	vs. Northern Iowa#	L	67-73 (OT)	-6	902	Doolittle, Woodard - 13	James, Odomes - 7	Odomes - 3
11/20	vs. Clemson#	W	70-64	+6	2,016	Woodard - 21	Doolittle - 7	Woodard - 9
11/25	Abilene Christian	W	72-64	+8	9,303	Woodard - 16	Lattin - 9	McGusty - 3
11/29	Northern Colorado	W	87-66	+21	7,579	Doolittle - 17	Woodard - 9	Woodard - 7
12/3	at Wisconsin (NR/17)	L	70-90	-20	17,278	Odomes - 17	Lattin - 7	Four Players - 1
12/7	Oral Roberts	W	92-66	+26	8,034	James - 17	Three Players - 4	Shepherd - 4
12/10	Wichita State\$	L	73-76	-3	11,157	Woodard - 28	Lattin - 8	Strong-Moore - 5
12/17	Memphis	L	94-99 (OT)	-5	9,081	Woodard - 22	McNeace - 9	Odomes - 3
12/21	vs. Auburn!	L	70-74	-4	3,462	Shepherd - 13	Two Players - 7	Shepherd - 3
12/30	Baylor (NR/4)	L	50-76	-26	10,254	James - 11	Odomes - 7	Doolittle - 3
1/3	at TCU	L	57-60	-3	5,576	McGusty - 11	Doolittle - 6	Three Players - 3
1/7	at Kansas State	L	64-75	-11	12,295	McGusty - 20	Doolittle - 8	Strong-Moore - 4

POINTS, REBOUNDS AND ASSISTS

Date	Opponent	0 STRONG-MOORE	1 ODOMES	3 JAMES	4 MCNEACE	5 FREEMAN	10 WOODARD	11 DOOLITTLE	12 LATTIN	13 SHEPHERD	15 QUINN	20 MCGUSTY	21 BUFORD	22 HARPER	25 COLE	30 THORPE	40 ANDERSON
11/13	Northwestern State	9-0-3	4-3-5	12-3-3	6-6-0	15-1-0	16-5-3	5-3-1	19-11-0	8-1-2	DNP	3-1-0	DNP	0-1-1	0-2-1	0-0-0	0-0-0
11/17	vs. Tulane#	4-0-3	15-4-1	12-4-4	6-9-0	6-2-0	22-6-7	8-12-0	10-4-2	2-0-2	DNP	4-2-2	DNP	DNP	DNP	DNP	DNP
11/18	vs. Northern Iowa#	0-1-1	11-7-3	9-7-2	2-4-0	3-2-2	13-4-2	13-5-2	11-6-0	0-0-1	DNP	3-1-0	DNP	DNP	2-1-0	DNP	DNP
11/20	vs. Clemson#	6-2-3	0-1-1	17-3-1	0-3-0	0-4-1	21-5-9	2-7-3	10-4-1	0-0-1	DNP	14-1-0	0-0-0	DNP	0-0-0	DNP	DNP
11/25	Abilene Christian	5-2-1	13-3-0	4-1-2	5-6-0	5-4-0	16-4-0	9-5-0	9-9-0	0-0-0	DNP	6-2-3	0-0-0	DNP	DNP	DNP	DNP
11/29	Northern Colorado	2-1-1	8-2-1	14-7-1	3-7-0	0-2-0	14-9-7	17-5-0	10-6-0	5-0-1	DNP	6-3-1	8-1-1	DNP	0-0-0	DNP	DNP
12/3	at Wisconsin (NR/17)	7-0-1	17-1-1	11-4-1	0-2-0	0-2-0	9-5-1	4-3-0	9-7-0	0-0-0	DNP	11-1-0	2-1-0	DNP	0-0-0	DNP	DNP
12/7	Oral Roberts	3-1-3	12-3-3	17-4-1	2-0-1	9-3-0	15-3-2	9-4-1	9-4-2	9-2-4	DNP	8-3-2	0-3-0	DNP	0-0-0	0-3-0	0-0-0
12/10	Wichita State\$	0-2-5	10-2-1	15-6-0	2-4-0	3-0-0	28-7-4	8-5-0	3-8-0	0-0-0	DNP	0-0-0	4-1-1	DNP	DNP	DNP	DNP
12/17	Memphis	2-2-1	9-5-3	15-7-1	13-9-1	0-0-0	22-4-1	1-2-2	4-1-0	18-2-2	DNP	0-0-1	10-0-0	DNP	0-0-0	DNP	DNP
12/21	Auburn!	2-1-0	12-4-2	10-5-2	8-7-0	8-2-1	DNP	7-7-0	6-5-0	13-0-3	DNP	4-2-1	0-1-0	DNP	DNP	DNP	DNP
12/30	Baylor (NR/4)	6-0-0	5-7-2	11-0-2	2-2-0	7-4-2	DNP	0-3-3	8-5-1	2-2-2	DNP	9-2-0	DNP	DNP	0-0-0	DNP	DNP
1/3	at TCU	10-1-1	5-4-3	3-3-2	2-4-0	10-0-0	DNP	8-6-1	6-3-0	0-0-3	DNP	11-3-3	2-1-0	DNP	DNP	DNP	DNP
1/7	at Kansas State	10-2-4	10-6-1	3-1-0	4-0-1	3-2-0	DNP	8-8-2	4-5-2	2-0-1	DNP	20-1-0	0-0-0	DNP	0-0-0	DNP	DNP

Tire Pros Invitational (Orlando, Fla.), \$ All-College Classic (Oklahoma City), ! Birthday of Basketball (Uncasville, Conn.)

GAME-BY-GAME TEAM STATS

		FG-A	Pct.	3FG-A	Pct.	FT-A	Pct.	O-D-T	PF	A	TO	B	S	1	2	OT	TP
11/13	Northwestern State	21-64	.328	4-15	.267	15-25	.600	16-16-32	15	11	17	0	8	27	34	-	61
	at Oklahoma	37-63	.587	9-18	.500	14-23	.609	13-28-41	22	19	14	7	7	46	51	-	97
11/17	vs. Tulane#	25-60	.417	11-22	.500	9-17	.529	6-25-31	25	16	15	9	5	35	35	-	70
	Oklahoma	32-62	.516	8-17	.471	17-28	.607	12-34-46	19	21	14	1	7	38	51	-	89
11/18	vs. Northern Iowa#	24-60	.400	12-31	.368	13-16	.813	5-27-32	18	12	13	6	10	18	41	14	73
	Oklahoma	21-56	.375	7-19	.368	18-22	.818	11-31-42	22	13	24	6	9	31	28	8	67
11/20	vs. Clemson#	21-68	.309	7-24	.292	15-21	.714	23-24-47	11	13	17	2	5	23	41	-	64
	Oklahoma	27-57	.474	10-20	.500	6-7	.857	5-28-33	23	20	13	7	9	35	35	-	70
11/25	Abilene Christian	24-57	.421	7-22	.318	9-19	.474	10-32-42	32	6	22	4	13	30	34	-	64
	at Oklahoma	20-55	.364	3-14	.214	29-46	.630	12-28-40	17	6	14	5	14	26	46	-	72
11/29	Northern Colorado	26-71	.366	10-33	.303	4-7	.571	13-22-35	16	14	15	0	11	34	32	-	66
	at Oklahoma	34-63	.540	8-23	.348	11-21	.524	13-32-45	13	13	16	9	11	40	47	-	87
12/3	at Wisconsin (NR/17)	33-63	.524	12-27	.444	12-20	.600	10-21-31	14	15	5	4	5	37	53	-	90
	Oklahoma	25-51	.490	6-14	.429	14-17	.824	6-23-29	20	4	16	3	1	40	30	-	70
12/7	Oral Roberts	25-57	.439	10-24	.417	6-12	.500	7-22-29	11	12	20	1	6	27	39	-	66
	at Oklahoma	33-64	.516	11-23	.478	15-16	.938	9-28-37	12	19	13	3	16	43	49	-	92
12/10	Wichita State\$	25-63	.397	9-28	.321	17-23	.139	11-32-43	23	16	12	7	4	37	39	-	76
	at Oklahoma	20-65	.308	6-21	.286	27-34	.794	16-30-46	23	11	10	9	8	39	34	-	73
12/17	Memphis	33-58	.569	5-16	.313	28-32	.875	8-27-35	17	11	13	4	8	38	46	15	99
	at Oklahoma	35-73	.479	12-26	.462	12-17	.706	15-19-34	22	12	10	3	7	47	37	10	94
12/21	vs. Auburn!	22-50	.440	8-22	.364	22-29	.759	8-37-45	25	10	23	7	8	34	40	-	74
	Oklahoma	23-72	.319	5-17	.294	19-26	.731	17-24-41	27	9	14	3	5	22	48	-	70
12/30	Baylor (NR/4)	30-63	.476	9-20	.450	7-12	.583	17-29-46	21	15	13	4	7	36	40	-	76
	at Oklahoma	17-52	.327	8-23	.348	8-15	.533	11-29-30	12	12	13	4	3	17	33	-	50
1/3	at TCU	21-49	.429	5-17	.294	13-18	.722	6-29-35	12	11	16	13	4	34	26	-	60
	Oklahoma	23-62	.371	5-16	.313	6-11	.545	12-19-31	17	13	13	6	10	38	19	-	57
1/7	at Kansas State	26-48	.542	7-18	.389	16-23	.696	7-19-26	12	16	13	2	8	43	32	-	75
	Oklahoma	25-48	.521	6-11	.545	8-10	.800	5-21-26	21	11	19	3	6	27	37	-	64

HOW THE SOONERS SCORED

Date	Opponent	Points scored in...				Points scored from...						Points scored by...	
		1st Half	2nd Half	OT	Total	In the Paint	2-Pointers	3-Pointers	Free Throws	Fast Break	Off Turnovers	Starters	Bench
11/13	Northwestern State	46	51	-	97	52	56 (28-45)	27 (9-18)	14 (14-23)	16	13	46	41
11/17	vs. Tulane#	38	51	-	89	40	48 (24-45)	24 (8-17)	17 (17-28)	6	21	67	22
11/18	vs. Northern Iowa#	31	28	8	67	22	28 (14-37)	21 (7-19)	18 (18-22)	4	13	57	10
11/20	vs. Clemson#	35	35	-	70	22	34 (17-37)	30 (10-20)	6 (6-7)	10	25	50	20
11/25	Abilene Christian	26	46	-	72	28	34 (17-41)	9 (3-14)	29 (29-46)	0	20	51	21
11/29	Northern Colorado	40	47	-	87	52	52 (26-40)	24 (8-23)	11 (11-21)	16	17	46	41
12/3	at Wisconsin (NR/17)	40	30	-	70	24	38 (19-37)	18 (6-14)	14 (14-17)	6	4	46	24
12/7	Oral Roberts	43	49	-	92	30	44 (22-41)	33 (11-23)	15 (15-16)	8	30	53	39
12/10	Wichita State\$	39	34	-	73	22	28 (14-44)	18 (6-21)	27 (27-34)	2	14	60	13
12/17	Memphis	47	37	10	94	34	46 (23-47)	36 (12-26)	12 (12-17)	6	18	54	40
12/21	vs. Auburn!	22	48	-	70	32	36 (18-55)	15 (5-17)	19 (19-26)	4	17	48	22
12/30	Baylor (NR/4)	17	33	-	50	16	18 (9-29)	24 (8-23)	8 (8-15)	4	14	26	24
1/3	at TCU	38	19	-	57	30	36 (18-46)	15 (5-16)	6 (6-11)	0	17	22	35
1/7	at Kansas State	27	37	-	64	30	38 (19-30)	18 (6-11)	8 (8-10)	4	13	35	29
Season Averages		34.9	38.9	9.0	75.1	31.0	38.3 (.467)	22.2 (.397)	14.6 (.696)	6.1	16.9	47.2	27.2

DOUBLE-DIGIT PERFORMANCES AND GAME LEADERS

	10+ POINTS	20+ POINTS	30+ POINTS	10+ REBOUNDS	10+ ASSISTS	DOUBLE-DOUBLES	LED OU IN...		
							POINTS	REBOUNDS	ASSISTS
Richard Anderson	-	-	-	-	-	-	-	-	-
Dante Buford	1	-	-	-	-	-	-	-	-
C.J. Cole	-	-	-	-	-	-	-	-	-
Kristian Doolittle	2	-	-	1	-	-	1	6	1
Matt Freeman	2	-	-	-	-	-	-	-	-
Daniel Harper	-	-	-	-	-	-	-	-	-
Christian James	10	-	-	-	-	-	2	2	1
Khadeem Lattin	5	-	-	1	-	1	3	4	-
Kameron McGusty	4	1	-	-	-	-	2	1	3
Jamuni McNeace	1	-	-	-	-	-	-	1	-
Grant Quinn	-	-	-	-	-	-	-	-	-
Rashard Odomes	8	-	-	-	-	-	1	2	5
Jordan Shepherd	2	-	-	-	-	-	1	-	3
Darrion Strong-Moore	2	-	-	-	-	-	-	-	3
Marshall Thorpe	-	-	-	-	-	-	-	-	-
Jordan Woodard	10	4	-	-	-	-	6	1	4

GAME MARGINS

	1	2	3	4	5	6	7	8	9	10	11	12	13	14	15	16+	OU IN GAMES DECIDED BY ...	
Wins by...	-	-	-	-	-	1	-	1	-	-	-	-	-	-	-	4	5 points or less	0-4
Losses by...	-	-	2	1	1	1	-	-	-	-	1	-	-	-	-	2	6-10 points	2-1
																	11-19 points	1-1
																	20 or more points	3-2

LEADS AND DEFICITS

Largest lead.....	40 (96-56), vs. Northwestern State, 11/13	Largest halftime deficit in a win..	4 (30-26), vs. Abilene Christian, 11/25
Largest deficit.....	34 (57-33), vs. Baylor, 12/30	Largest deficit in a win	10 (15-5), vs. Abilene Christian, 11/25
Largest halftime lead	19 (46-27), vs. Northwestern State, 11/13	Largest winning margin.....	36 (97-61), vs. Northwestern State, 11/13
Largest halftime deficit	19 (36-17), vs. Baylor, 12/30	Largest losing margin	26 (76-50), vs. Baylor, 12/30

OU'S RECORD WHEN...

Home	4-3	Same 3-point field goals	0-1
Played at Lloyd Noble Center	4-2	Bench outscores or ties opponent bench.....	5-6
Road.....	0-3	Bench outscored by opponent bench	1-2
Neutral Site	2-2	More or same points in the paint.....	4-6
Overtime.....	0-2	Fewer points in the paint	2-2
Big 12 Conference Games.....	0-3	More or same fast break points	5-3
Non-Conference Games	6-5	Fewer fast break points.....	1-5
vs. AP Top 25 opponents	0-2	More or same second chance points.....	5-6
vs. Power Five school (Big 12, Big 10, Pac 12, SEC, ACC)	1-5	Fewer second chance points	1-2
vs. non-Power Five school.....	5-3	Outrebounds opponent.....	4-2
On no days rest.....	0-1	Tied or outrebounded by opponent	2-6
On one days rest	1-0	Same or fewer TOs than opp.	5-5
On two days rest.....	0-1	More TOs than opp.	1-3
On three days rest	2-4	Score fewer than 50 pts.	0-0
On four days rest	2-0	Score 50-59 pts.	0-2
One five+ days rest.....	0-2	Score 60-69 pts.	0-2
Ahead at the half.....	5-5	Score 70-79 pts.	2-3
Behind at the half	1-3	Score 80-89 pts.	2-0
Tied at the half.....	0-0	Score 90 or more pts.	2-1
FG% of .500 or more	4-1	Allow fewer than 50 pts.	0-0
FG% less than .500.....	2-6	Allow 50-59 pts.	0-0
Better FG% than opp.....	5-0	Allow 60-69 pts.	5-1
Worse FG% than opp.	1-8	Allow 70-79 pts.	1-5
Same FG% as opp.	0-0	Allow 80-89 pts.	0-0
More 3-point field goals.....	3-2	Allow 90 or more pts.	0-2
Fewer 3-point field goals.....	3-5		

OKLAHOMA TEAM HIGHS AND LOWS

STAT	FIRST HALF HIGH	SECOND HALF HIGH	GAME HIGH	FIRST HALF LOW	SECOND HALF LOW	GAME LOW
Points	47 vs. Memphis, 12/17	51 (Twice)	97 vs. Northwestern St, 11/13	17 vs. Baylor, 12/30	28 vs. Northern Iowa, 11/18	50 vs. Baylor, 12/30
FG Made	19 vs. Memphis, 12/17	20 vs. Northwestern St, 11/13	37 vs. Northwestern St, 11/13	7 (3 Times)	6 vs. Northern Iowa, 11/18	17 vs. Baylor, 12/30
FG Attempted	35 (Twice)	38 vs. Auburn, 12/21	73 vs. Memphis, 12/17	23 vs. Abilene Christian, 11/25	22 (Twice)	48 vs. Kansas State, 1/7
FG Percentage	.559 vs. Memphis, 12/17	.682 vs. Kansas State, 1/7	.587 vs. Northwestern St, 11/13	.235 vs. Auburn, 12/21	.273 vs. Northern Iowa, 11/18	.308 vs. Wichita State, 12/20
3FG Made	6 vs. Memphis, 12/17	6 (Twice)	12 vs. Memphis, 12/17	1 (Twice)	1 vs. Wisconsin, 12/3	3 vs. Abilene Christian, 11/25
3FG Attempted	15 vs. No. Colorado, 11/29	14 vs. Clemson, 11/20	23 (3 Times)	6 (Twice)	3 vs. Kansas State, 1/7	11 vs. Kansas State, 1/7
3FG Percentage	.667 vs. Clemson, 11/20	.800 vs. Tulane, 11/17	.545 vs. Kansas State, 1/7	.111 vs. Auburn, 12/21	.167 vs. Wisconsin, 12/3	.214 vs. Abilene Christian, 11/25
FT Made	14 vs. Wichita State, 12/20	18 vs. Abilene Christian, 11/25	29 vs. Abilene Christian, 11/25	0 vs. Baylor, 12/30	3 (3 Times)	6 (Twice)
FT Attempted	23 vs. Abilene Christian, 11/25	23 vs. Abilene Christian, 11/25	46 vs. Abilene Christian, 11/25	2 vs. Baylor, 12/30	4 vs. Clemson, 11/20	7 vs. Clemson, 11/20
FT Percentage	1.000 (Twice)	.867 vs. Northern Iowa, 11/18	.938 vs. Oral Roberts, 12/7	.000 vs. Baylor, 12/30	.429 vs. TCU, 1/3	.524 vs. No. Colorado, 11/29
Off. Rebounds	9 vs. Auburn, 12/21	10 vs. Abilene Christian, 11/25	17 vs. Auburn, 12/21	2 (Twice)	2 vs. Kansas State, 1/7	5 (Twice)
Def. Rebounds	19 (Twice)	18 vs. Wichita State, 12/20	34 vs. Tulane, 11/17	10 (Twice)	8 (3 Times)	19 (3 Times)
Total Rebounds	26 vs. Tulane, 11/17	26 vs. Wichita State, 12/20	46 (Twice)	14 vs. Kansas State, 1/7	11 vs. Wisconsin, 12/3	26 vs. Kansas State, 1/7
Assists	11 vs. Tulane, 11/17	10 (Twice)	21 vs. Tulane, 11/17	3 vs. (3 Times)	2 vs. Wisconsin, 12/3	4 vs. Wisconsin, 12/3
Steals	9 vs. Oral Roberts, 12/7	10 vs. Abilene Christian, 11/25	16 vs. Oral Roberts, 12/7	0 vs. Kansas State, 1/7	0 vs. Wisconsin, 12/3	1 vs. Wisconsin, 12/3
Blocks	6 vs. No. Colorado, 11/29	6 vs. Wichita State, 12/20	9 (Twice)	0 vs. Tulane, 11/17	1 (5 Times)	1 vs. Tulane, 11/17
Turnovers	10 vs. Clemson, 11/20	12 vs. Northern Iowa, 11/18	24 vs. Northern Iowa, 11/18	3 vs. Wichita State, 12/20	3 vs. Clemson, 11/20	10 vs. Wichita State, 12/20
Fouls	11 (3 Times)	17 vs. Auburn, 12/21	27 vs. Auburn, 12/21	6 vs. No. Colorado, 11/29	7 (Twice)	12 (Twice)
Points in the Paint	24 vs. No. Colorado, 11/29	30 vs. Northwestern St, 11/13	52 (Twice)	8 vs. Abilene Christian, 11/25	6 vs. Northern Iowa, 11/18	16 vs. Baylor, 12/30
Second-Chance Points	8 vs. Northwestern St, 11/13	10 (3 Times)	17 (Twice)	0 (Twice)	0 vs. Clemson, 11/20	0 vs. Clemson, 11/20
Fast Break Points	8 vs. Northwestern St, 11/13	10 vs. No. Colorado, 11/29	16 (Twice)	0 (4 Times)	0 (3 Times)	0 (Twice)
Points off Turnovers	15 vs. Clemson, 11/20	20 vs. Abilene Christian, 11/25	30 vs. Oral Roberts, 12/7	2 (Twice)	2 vs. Wisconsin, 12/3	4 vs. Wisconsin, 12/3
Bench Points	25 vs. TCU, 1/3	27 vs. Northwestern St, 11/13	41 (Twice)	10 vs. Northern Iowa, 11/18	0 vs. Northern Iowa, 11/18	10 vs. Northern Iowa, 11/18

OKLAHOMA INDIVIDUAL HIGHS

STAT	FIRST HALF HIGH	SECOND HALF HIGH	GAME HIGH
Points	11, 3 Times, Last: Jordan Woodard vs. Memphis, 12/17	17, Jordan Woodard vs. Wichita State, 12/20	28, Jordan Woodard vs. Wichita State, 12/20
FG Made	5, Jordan Woodard vs. Memphis, 12/17	5, 4 Times, Last: Rashard Odomes vs. Wisconsin, 12/3	9, Jordan Woodard vs. Memphis, 12/17
FG Attempted	11, Christian James vs. Wichita State, 12/20	10, Jordan Woodard vs. Clemson, 11/20	18, Jordan Woodard vs. Memphis, 12/17
3FG Made	3, Jordan Woodard vs. Wisconsin, 12/3	4, Christian James vs. Clemson, 11/20	5, Christian James vs. Clemson, 11/20
3FG Attempted	5, Christian James vs. Wichita State, 12/20	5, Twice, Last: Jordan Woodard vs. Wichita State, 12/20	10, Jordan Woodard vs. Northern Iowa, 11/18
FT Made	4, 4 Times, Last: Two Players vs. Wichita State, 12/20	7, Kristian Doolittle vs. Abilene Christian, 11/25	10, Jordan Woodard vs. Wichita State, 12/20
FT Attempted	5, Twice, Last: Kameron McGusty vs. Abilene Christian, 11/25	8, Kristian Doolittle vs. Abilene Christian, 11/25	10, Two Players vs. Wichita State, 12/20
Off. Rebounds	4, Twice, Last: Kristian Doolittle vs. Tulane, 11/17	4, Khadeem Lattin vs. Northern Iowa, 11/18	6, Khadeem Lattin vs. Northwestern St, 11/13
Def. Rebounds	5, Jamuni McNeace vs. Memphis, 12/17	6, Jamuni McNeace vs. No. Colorado, 11/29	7, 4 Times, Last: Kristian Doolittle vs. Kansas State, 1/7
Total Rebounds	8, Jamuni McNeace vs. Memphis, 12/17	6, Jamuni McNeace vs. No. Colorado, 11/29	12, Kristian Doolittle vs. Tulane, 11/17
Assists	4, 4 Times, Last: Jordan Woodard vs. No. Colorado, 11/29	5, Jordan Woodard vs. Clemson, 11/20	9, Jordan Woodard vs. Clemson, 11/20
Steals	3, Twice, Last: Christian James vs. Oral Roberts, 12/7	3, 4 Times, Last: Kameron McGusty, 1/3	4, 4 Times, Last: Kameron McGusty vs. TCU, 1/3
Blocks	4, Khadeem Lattin vs. No. Colorado, 11/29	3, 3 Times, Last: Khadeem Lattin vs. Wichita State, 12/20	5, Khadeem Lattin vs. No. Colorado, 11/29

OKLAHOMA TOP INDIVIDUAL PERFORMANCES

POINTS

28, Jordan Woodard vs. Wichita State, 12/10
22, Jordan Woodard vs. Memphis, 12/17
22, Jordan Woodard vs. Tulane, 11/17
21, Jordan Woodard vs. Clemson, 11/20
20, Kameron McGusty vs. Kansas State, 1/7

STEALS

4, Kameron McGusty vs. TCU, 1/3
4, Khadeem Lattin vs. Oral Roberts, 12/7
4, Christian James vs. Oral Roberts, 12/7
4, Jordan Woodard vs. Tulane, 11/17
3, 7 Times, Last: Two Players vs. No. Colorado, 11/29

REBOUNDS

12, Kristian Doolittle vs. Tulane, 11/17
11, Khadeem Lattin vs. Northwestern St, 11/13
9, 4 Times, Last: Jamuni McNeace, 12/17

BLOCKS

5, Khadeem Lattin vs. No. Colorado, 11/29
4, Khadeem Lattin vs. Wichita State, 12/10
4, Khadeem Lattin vs. Northern Iowa, 11/18
3, 3 Times, Last: Khadeem Lattin, 12/30

ASSISTS

9, Jordan Woodard vs. Clemson, 11/20
7, Jordan Woodard vs. No. Colorado, 11/29
7, Jordan Woodard vs. Tulane, 11/17
5, Darriion Strong-Moore vs. Wichita State, 12/10
5, Rashard Odomes vs. Northwestern St, 11/13

FIELD GOAL PERCENTAGE (MIN. 5 MAKES)

.875 (7-8), Kristian Doolittle vs. No. Colorado, 11/29
.857 (6-7), Matt Freeman vs. Northwestern St, 11/13
.833 (5-6), Khadeem Lattin vs. No. Colorado, 11/29
.778 (7-9), Khadeem Lattin vs. Northwestern St, 11/13

OPPONENT TEAM HIGHS AND LOWS

STAT	FIRST HALF HIGH	SECOND HALF HIGH	GAME HIGH	FIRST HALF LOW	SECOND HALF LOW	GAME LOW
Points	43 by Kansas State, 1/7	53 by Wisconsin, 12/3	99 by Memphis, 12/17	18 by Northern Iowa, 11/18	26 by TCU, 1/3	60 by TCU, 1/3
FG Made	16 by Baylor, 12/30	19 by Wisconsin, 12/3	33 (Twice)	7 by Northern Iowa, 11/18	9 by TCU, 1/3	21 (3 Times)
FG Attempted	35 by No. Colorado, 11/29	39 by Clemson, 11/20	71 by No. Colorado, 11/29	25 by Memphis, 12/17	20 by Kansas State, 1/7	48 by Kansas State, 1/7
FG Percentage	.536 by Kansas State, 1/7	.633 by Wisconsin, 12/3	.569 by Memphis, 12/17	.259 by Northern Iowa, 11/18	.300 by Wichita State, 12/10	.309 by Clemson, 11/20
3FG Made	6 (Twice)	8 (Twice)	12 by Northern Iowa, 11/18	1 by Abilene Christian, 11/25	1 (Twice)	4 by Northwestern St,11/13
3FG Attempted	18 by No. Colorado, 11/29	16 by Abilene Christian, 11/25	33 by No. Colorado, 11/29	6 by Abilene Christian, 11/25	6 by Kansas State, 1/7	15 by Northwestern St,11/13
3FG Percentage	.545 by Tulane, 11/17	.571 by Wisconsin, 12/3	.500 by Tulane, 11/17	.167 by Abilene Christian, 11/25	.143 by TCU, 1/3	.267 by Northwestern St,11/13
FT Made	9 by Memphis, 12/17	14 (Twice)	28 by Memphis, 12/17	0 by Baylor, 12/30	1 by No. Colorado, 11/29	4 by No. Colorado, 11/29
FT Attempted	12 by Northern Iowa, 11/18	21 by Auburn, 12/21	32 by Memphis, 12/17	1 by Baylor, 12/30	3 by Northern Iowa, 11/18	7 by No. Colorado, 11/29
FT Percentage	1.000 (Twice)	1.000 by Northern Iowa, 11/18	.875 by Memphis, 12/17	.000 by Baylor, 12/30	.250 by No. Colorado, 11/29	.474 by Abilene Christian, 11/25
Off. Rebounds	9 by Clemson, 11/20	14 by Clemson, 11/20	23 by Clemson, 11/20	1 by Oral Roberts, 12/7	2 (3 Times)	5 by Northern Iowa, 11/18
Def. Rebounds	19 by Abilene Christian, 11/25	19 by Auburn, 12/21	37 by Auburn, 12/21	6 by Wisconsin, 12/3	5 (Twice)	16 by Northwestern St,11/13
Total Rebounds	26 by Abilene Christian, 11/25	27 by Clemson, 11/20	47 by Clemson, 11/20	12 by Memphis, 12/17	8 by Kansas State, 1/7	26 by Kansas State, 1/7
Assists	11 (Twice)	10 by Wisconsin, 12/3	16 (3 Times)	2 by Abilene Christian, 11/25	4 (Twice)	6 by Abilene Christian, 11/25
Steals	7 by Abilene Christian, 11/25	8 (Twice)	13 by Abilene Christian, 11/25	1 (Twice)	1 by Clemson, 11/20	4 (Twice)
Blocks	5 by Tulane, 11/17	9 by TCU, 1/3	13 by TCU, 1/3	0 (4 Times)	0 (4 Times)	0 (Twice)
Turnovers	11 (3 Times)	14 (Twice)	23 by Auburn, 12/21	3 by Wisconsin, 12/3	1 by Wisconsin, 12/3	5 by Wisconsin, 12/3
Fouls	16 by Abilene Christian, 11/25	16 (Twice)	32 by Abilene Christian, 11/25	4 (3 Times)	6 by Memphis, 12/17	11 (Twice)
Points in the Paint	22 by Abilene Christian, 11/25	24 by Memphis, 12/17	52 by Memphis, 12/17	10 by Auburn, 12/21	10 by Abilene Christian, 11/25	22 (3 Times)
Second-Chance Points	8 by Abilene Christian, 11/25	17 by Baylor, 12/30	23 by Baylor, 12/30	0 by Auburn, 12/21	1 by Wichita State, 12/10	3 by Wichita State, 12/10
Fast Break Points	9 by Kansas State, 1/7	10 by Memphis, 12/17	13 by Kansas State, 1/7	0 (5 Times)	0 (4 Times)	0 (Twice)
Points off Turnovers	11 by Abilene Christian, 11/25	14 by Wisconsin, 12/3	24 (Twice)	2 (3 Times)	5 by Clemson, 11/20	7 by Clemson, 11/20
Bench Points	22 by Wichita State, 12/10	20 by Abilene Christian, 11/25	40 by Wichita State, 12/10	2 (3 Times)	4 by Memphis, 12/17	8 by Memphis, 12/17

OPPONENT INDIVIDUAL HIGHS

STAT	FIRST HALF HIGH	SECOND HALF HIGH	GAME HIGH
Points	13, 3 Times, Last: Kamau Stokes of Kansas State, 1/7	18, Twice, Last: Nigel Hayes of Wisconsin, 12/3	28, Nigel Hayes of Wisconsin, 12/3
FG Made	6, Johnathan Motley of Baylor, 12/30	6, Jaron Blossomgame of Clemson, 11/20	10, Dedric Lawson of Memphis, 12/17
FG Attempted	11, Jordan Davis of No. Colorado, 11/29	12, Jaron Blossomgame of Clemson, 11/20	20, Jordan Davis of No. Colorado, 11/29
3FG Made	4, Ethan Happ of Wisconsin, 12/3	4, Kris Martin of Oral Roberts, 12/7	5, Kris Martin of Oral Roberts, 12/7
3FG Attempted	6, Jordan Davis of No. Colorado, 11/29	7, Kris Martin of Oral Roberts, 12/7	10, 3 Times, Last: Kris Martin of Oral Roberts, 12/7
FT Made	4, Twice, Last: Kamau Stokes of Kansas State, 1/7	9, Jared Harper of Auburn, 12/21	11, Jared Harper of Auburn, 12/21
FT Attempted	5, Nigel Hayes of Wisconsin, 12/3	10, Jared Harper of Auburn, 12/21	13, Nigel Hayes of Wisconsin, 12/3
Off. Rebounds	5, Sidy Djitte of Clemson, 11/20	3, 6 Times, Last: Nuni Dmot of Baylor, 12/30	7, Sidy Djitte of Clemson, 11/20
Def. Rebounds	6, Jaren Lewis of Abilene Christian, 11/25	7, Daniel Purifoy of Auburn, 12/21	10, 3 Times, Last: Johnathan Motley of Baylor, 12/30
Total Rebounds	9, Sidy Djitte of Clemson, 11/20	7, 3 Times, Last: Johnathan Motley of Baylor, 12/30	14, Sidy Djitte of Clemson, 11/20
Assists	4, 3 Times, Last: Barry Brown of Kansas State, 1/7	5, Alex Robinson of TCU, 1/3	7, Twice, Last: Jordan Davis of No. Colorado, 11/29
Steals	2, 10 Times, Last: Barry Brown of Kansas State, 1/7	5, Jeremy Morgan of Northern Iowa, 11/18	7, Jeremy Morgan of Northern Iowa, 11/18
Blocks	2, 5 Times, Last: Ethan Happ of Wisconsin, 12/3	4, Shaquille Morris of Wichita State, 12/10	5, Shaquille Morris of Wichita State, 12/10

OPPONENT TOP INDIVIDUAL PERFORMANCES

POINTS

28, Nigel Hayes of Wisconsin, 12/3
26, Dedric Lawson of Memphis, 12/17
25, Jeremiah Martin of Memphis, 12/17
22, Jaron Blossomgame of Clemson, 11/20
22, Klint Carlson of Northern Iowa, 11/18

REBOUNDS

14, Sidy Djitte of Clemson, 11/20
13, Johnathan Motley of Baylor, 12/30
13, KJ Lawson of Memphis, 12/17
12, 3 Times, Last: Mustapha Heron of Auburn 12/21

ASSISTS

7, Jordan Davis of No. Colorado, 11/29
7, Malik Morgan of Tulane, 11/17
6, 4 Times, Last: Alex Robinson of TCU, 1/3

STEALS

7, Jeremy Morgan of Northern Iowa, 11/18
4, Jake Lindsey of Baylor, 12/30
4, Mustapha Heron of Auburn, 12/21
3, 4 Times, Last: Jalen Bradley of Oral Roberts, 12/7

BLOCKS

5, Shaquille Morris of Wichita State, 12/10
4, Jeremy Morgan of Northern Iowa, 11/18
4, Ryan Smith of Tulane, 11/17
3, 3 Times, Last: Vlad Brodziansky of TCU, 1/3

FIELD GOAL PERCENTAGE (MIN. 5 MAKES)

.778 (7-9), Ethan Happ of Wisconsin, 12/3
.750 (6-8), Markel Crawford of Memphis, 12/17
.750 (6-8), D'Mitrik Trice of Wisconsin, 12/3
.615 (8-13), Nigel Hayes of Wisconsin, 12/3
.600 (9-15), Johnathan Motley of Baylor, 12/30

#40 RICHARD ANDERSON 6-2 180 FR GUARD MIDWEST CITY, OKLA. (MIDWEST CITY HS)


2016-17 AVERAGES				
GP-GS	PTS	REB	AST	MIN
2-0	0.0	0.0	0.0	2.0

2016-17 BIG 12 AVERAGES				
GP-GS	PTS	REB	AST	MIN
0-0	0.0	0.0	0.0	0.0

► **2016-17:** Made his collegiate debut on Nov. 13 against Northwestern State, registering two minutes played.
 ► **HIGH SCHOOL:** Walk-on freshman from Midwest City, Okla...Valedictorian at Midwest City HS with a 4.0 GPA...Participated in OBCA All-Star Game...An honorable mention selection on the Oklahoman's 2016 Big All-City Team.

CAREER HIGHS

Points	3-Pt FG Made	FT Attempts	Blocks
FG Made	3-Pt FG Attempts	Rebounds	Steals
FG Attempts	FT Made	Assists	Minutes 3 vs. Oral Roberts (12/7/16)

#21 DANTE BUFORD 6-7 221 R-SO FORWARD GREENVILLE, S.C. (ARLINGTON COUNTRY DAY SCHOOL [FLA.])


2016-17 AVERAGES				
GP-GS	PTS	REB	AST	MIN
10-2	2.6	0.8	0.1	8.9

2016-17 BIG 12 AVERAGES				
GP-GS	PTS	REB	STL	MIN
2-0	1.0	0.5	0.5	3.0

► **2016-17:** Scored a season-high 10 points (3-of-5 from 3-point range) vs. Memphis on Dec. 17.
 ► **2015-16:** Appeared in 36 games off the bench, the second-most games played by a freshman in program history...Led the Sooner bench in points per game (3.5) and minutes (12.3)...Connected on 13-of-40 (.325) shots from behind the arc...Poured in a season-high 14 points at Iowa State (Jan. 18) on perfect 4-for-4 shooting from beyond the 3-point arc...Dished out a career-best four assists vs. CSUB in first round of NCAA Tournament (March 18)... A top-75 national recruit coming out of high school.

CAREER HIGHS

Points 14 vs. Iowa State (1/18/16)	3-Pt FG Made 4 vs. Iowa State (1/18/16)	FT Attempts 8 vs. West Virginia (1/16/16)	Blocks 2 (three times)
FG Made 4 (twice)	3-Pt FG Attempts 4 (twice)	Rebounds 8 at Memphis (11/17/15)	Steals 2 (twice)
FG Attempts 7 (four times)	FT Made 7 vs. West Virginia (1/16/16)	Assists 4 vs. CSUB (3/18/16)	Minutes 23 at Memphis (11/17/15)

#25 C.J. COLE 6-7 245 SR FORWARD SPERRY, OKLA. (SPERRY HS)


2016-17 AVERAGES				
GP-GS	PTS	REB	AST	MIN
9-0	0.2	0.3	0.1	2.4

2016-17 BIG 12 AVERAGES				
GP-GS	PTS	REB	AST	MIN
2-0	0.0	0.0	0.0	1.0

► **2015-16:** Appeared in 11 games off the bench, averaging 0.5 points and 0.4 rebounds in 2.5 minutes...Named to the Academic All-Big 12 first team...Graduated in May 2016 with a degree in chemical biosciences with a 3.97 GPA...Presented the Elite 90 Award at the 2016 Final Four, given to the student-athlete with the top GPA among Final Four participants.

CAREER HIGHS

Points 4 vs. Incarnate Word (11/24/15)	3-Pt FG Made 2 (six times)	FT Attempts 3 (twice)	Blocks 1 (11/13/13)
FG Made 2 vs. Incarnate Word (11/24/15)	3-Pt FG Attempts 1 (three times)	Rebounds 2 (three times)	Steals 8 (twice)
FG Attempts 3 vs. Incarnate Word (11/24/15)	FT Made 1 (twice)	Assists	Minutes

#11 KRISTIAN DOOLITTLE 6-7 236 FR FORWARD EDMOND, OKLA. (EDMOND MEMORIAL HS)



2016-17 AVERAGES				
GP-GS	PTS	REB	AST	MIN
14-10	7.1	5.4	1.1	21.9

2016-17 BIG 12 AVERAGES				
GP-GS	PTS	REB	AST	MIN
3-3	5.3	5.7	2.0	23.3

► **2016-17:** Enters the KU game with back-to-back games of at least eight points, six rebounds and two steals. ...Scored a career-high 17 points on 7-of-8 shooting in 18 minutes off the bench against Northern Colorado (Nov. 29)...Had his first double-digit scoring performance with 13 points against Northern Iowa (Nov. 18)...Recorded his first game of double-digit rebounds when he pulled down 12 boards and scored eight points against Tulane... The first freshman to start for the Sooners since Jordan Woodard in the 2013-14 season.

► **HIGH SCHOOL:** Ranked as the No. 69 overall player in the 2016 class by ESPN and a four-star recruit by both Scout.com and 247Sports...Rated as the No. 1 high school recruit coming out of the state of Oklahoma by ESPN...Led Edmond Memorial to the Class 6A quarterfinals as a senior, scoring 31 points in the team's final game...As a senior, averaged 24.0 points, 13.0 rebounds and 5.0 assists...Named to the Central Oklahoma Athletic Conference First Team...Named to USA Today's All-USA Oklahoma Team...Named to the Oklahoman's Super Five team...Participated in the 2015 NIKE Global Challenge

and averaged 10.8 points, 5.8 rebounds, 1.2 assists and 1.2 steals...Won the Class 6A state title his freshman season alongside current Sooner teammate Jordan Woodard... Older brother Kameron played football at Oklahoma State as a wide receiver.

CAREER HIGHS

Points	17 vs. No. Colorado (11/29/16)	3-Pt FG Made	1 (3 times)	FT Attempts	8 (twice)	Blocks	1 (four times)
FG Made	7 vs. No. Colorado (11/29/16)	3-Pt FG Attempts	2 (twice)	Rebounds	12 vs. Tulane (11/17/16)	Steals	2 (four times)
FG Attempts	8 (twice)	FT Made	7 vs. Abilene Christian (11/25/16)	Assists	4 vs. Kansas State (1/7/17)	Minutes	34 vs. Northern Iowa (11/18/16)

#5 MATT FREEMAN 6-10 224 R-FR FORWARD AUCKLAND, NEW ZEALAND (WESTLAKE BOYS HS)



2016-17 AVERAGES				
GP-GS	PTS	REB	AST	MIN
14-2	4.9	2.0	0.4	12.1

2016-17 BIG 12 AVERAGES				
GP-GS	PTS	REB	AST	MIN
3-0	6.7	2.0	0.7	14.3

► **2016-17:** Has sunk a deep ball in six of his last seven outings and is shooting 4-of-8 (.500) from 3-point range during Big 12 competition...Made his first collegiate start on Nov. 29 against Northern Colorado...In his OU debut (Nov. 13 vs. Northwestern State), shot 6-of-7 from the field and 3-of-4 from 3-point range to score 15 points...His 15 points were the most by a Sooner freshman in a season opener since Steven Pledger (21 in 2009) and the most points off the bench by an OU player since Rashard Odomes (15, Nov. 20, 2015).

► **HIGH SCHOOL:** Joined the Sooners midway through the 2015-16 season as a redshirt after graduating in the fall of 2015...Ranked as a four-star recruit by Rivals.com and earned three stars from both Scout.com and 247Sports...Attended Westlake Boys High School in Auckland, New Zealand where he averaged 31.0 points and 13.0 rebounds in his senior season...Scored a combined 135 points in the final three games of his high school

career...At the 2015 Adidas Global Nations in California he averaged 17.8 points, 3.3 rebounds and 1.5 assists for the Asian Pacific Team...Member of the New Zealand squad which won the 2015 FIBA Under-18 3x3 World Championship finals in Hungary, defeating Argentina in the finals...Born in Auckland, New Zealand.

CAREER HIGHS

Points	15 vs. Northwestern St (11/13/16)	3-Pt FG Made	3 vs. Northwestern St (11/13/16)	FT Attempts	2 (3 times)	Blocks	1 (3 times)
FG Made	6 vs. Northwestern St (11/13/16)	3-Pt FG Attempts	4 (twice)	Rebounds	4 (3 times)	Steals	1 (4 times)
FG Attempts	7 (twice)	FT Made	2 (twice)	Assists	2 vs. Northern Iowa (11/18/16)	Minutes	20 (twice)

#22 DANIEL HARPER 6-1 190 SR GUARD NORMAN, OKLA. (NORMAN HS)



2016-17 AVERAGES				
GP-GS	PTS	REB	AST	MIN
1-0	0.0	1.0	1.0	2.0

2016-17 BIG 12 AVERAGES				
GP-GS	PTS	REB	STL	MIN
0-0	0.0	0.0	0.0	0.0

► **2015-16:** A walk-on guard...In seven games, tallied 15 total minutes for an average of 2.1 per contest...His two steals vs. McNeese State (Nov. 20) marked a career high...Registered a career-high four minutes vs. Central Arkansas (Dec. 3).

CAREER HIGHS

Points	3 vs. Texas Tech (1/28/15)	3-Pt FG Made	1 vs. Texas Tech (1/28/15)	FT Attempts	None	Blocks	None
FG Made	1 vs. Texas Tech (1/28/15)	3-Pt FG Attempts	1 (three times)	Rebounds	1 (four times)	Steals	2 vs. McNeese State (11/20/15)
FG Attempts	1 (six times)	FT Made	None	Assists	1 (three)	Minutes	4 vs. UCA (12/3/15)

#3 CHRISTIAN JAMES 6-4 218 SO GUARD HOUSTON, TEXAS (BELLAIRE HS)



2016-17 AVERAGES				
GP-GS	PTS	REB	AST	MIN
14-13	10.9	5.2	1.6	26.1

2016-17 BIG 12 AVERAGES				
GP-GS	PTS	REB	AST	MIN
3-3	5.7	1.3	1.3	28.0

► **2016-17:** Through 14 games, is shooting 25-for-42 (.481) from behind the arc, already surpassing his 2015-16 season total (17-of-34 in 35 games)...His 3-point field goal percentage of .481 ranks second among all Big 12 players...Tied a career-high 17 points against Oral Roberts (Dec. 7) while picking off a career-best four steals...Notched 14 points and seven rebounds against Northern Colorado (Nov. 29)...Scored 14 second-half points on 5-of-7 shooting and finished with a career-best 17 points and 5-of-5 shooting from 3-point range vs. Clemson (Nov. 20)...First Sooner to shoot 100 percent from 3-point range on at least five attempts since Buddy Hield went 7-for-7 in Nov., 2014...Scored double figures in back-to-back games for the first time in his career by tallying 12 points against both Northwestern State (Nov. 13) and Tulane (Nov. 17).

► **2015-16:** Saw action in 35 games – the fourth-most games played by a freshman in OU history...Averaged 2.9 points and 1.7 rebounds in 9.4 minutes per contest...Shot .426 (29-68) from the floor, .500 (17-34) from beyond the arc and .771 (27-35) from the free throw line...Saw an increased role during the Sooners' postseason run, averaging 17.0 minutes in the Big 12 Championship Semifinals and five NCAA Tournament games... In five NCAA Tournament games, averaged 4.8 points and 3.6 rebounds...Pulled down a career-high 10 rebounds in West Regional Final versus Oregon on March 26...Scored in double figures on four occasions: Dec. 3 vs. Central Arkansas (11), Feb. 2 vs. TCU (12), March 11 vs. West Virginia (Big 12 Championship Semifinals, 13) and March 24 vs Texas A&M (NCAA Tournament, 12).

CAREER HIGHS

Points	17 (twice)	3-Pt FG Made	5 vs. Clemson (11/20/16)	FT Attempts	10 vs. Wichita State (12/10/16)	Blocks	1 (five times)
FG Made	6 (twice)	3-Pt FG Attempts	6 vs. Texas A&M (3/24/16)	Rebounds	10 vs. Oregon (3/26/16)	Steals	2 (three times)
FG Attempts	17 vs. Wichita State (12/10/16)	FT Made	8 vs. Wichita State (12/10/16)	Assists	3 (three times)	Minutes	35 vs. Baylor (12/30/16)

#12 KHADEEM LATTIN 6-9 212 JR FORWARD HOUSTON, TEXAS (REDEMPTION CHRISTIAN HOME SCHOOL ACADEMY)



2016-17 AVERAGES				
GP-GS	PTS	REB	BLK	MIN
14-14	8.4	5.6	1.9	23.4

2016-17 BIG 12 AVERAGES				
GP-GS	PTS	REB	BLK	MIN
3-3	6.0	4.3	2.0	24.7

► **2016-17:** The only Big 12 players ranked in the conference's top seven for blocks (1.9 per game) and steals (1.6)...Entering the year with six career games of double-digit scoring, he has scored 10 or more points in five of OU's 14 contests this season...Swatted a season-best five blocks vs. Northern Colorado (Nov. 29)...Tallied a season-high four blocks against Northern Iowa (Nov. 18)...Opened the year with a career-high 19 points (7-of-9 shooting), 11 rebounds and two blocks for his third career double-double...One of two returning starters from the 2016 Final Four squad...Ranks fourth in program history in career blocked shots with 135.

► **2015-16:** Started all 37 games for the Sooners, averaging 5.6 points, 5.3 rebounds (3rd on the team, 17th in Big 12) and 2.1 blocks per contest (1st in Big 12)...His 77 blocks in 2015-16 were the third most in school history and helped earn his way onto the Big 12 All-Defensive Team...His 2.1 blocks per game led all Big 12 players...Boasted the highest field goal percentage on the team by shooting 88-of-158 (.557)...Recorded two double-doubles: at Kansas on Jan. 4 (10 points, 14 rebounds) and vs. Kansas State on Jan. 9 (10 points, 10 rebounds)...Averaged 2.7 rejections per game in league contests (led Big 12)...Registered at least six blocks on five occasions...Swatted a career-high eight shots vs. Texas Tech Jan. 26)...Tallied career-high 17 points versus Hawaii (Dec. 23)...Pulled down a career-best 14 rebounds at Kansas (Jan. 4).

CAREER HIGHS

Points	19 vs. Northwestern St (11/13/16)	3-Pt FG Made	None	FT Attempts	6 (five times)	Blocks	8 vs. Texas Tech (1/26)
FG Made	7 (twice)	3-Pt FG Attempts	1 (three times)	Rebounds	14 vs. Kansas (1/4/16)	Steals	4 vs. Oral Roberts (12/7/16)
FG Attempts	10 vs. Clemson (11/20/16)	FT Made	5 (four times)	Assists	3 vs. Baylor (1/23/16)	Minutes	46 vs. Kansas (1/4/16)

#20 KAMERON MCGUSTY 6-5 191 FR GUARD KATY, TEXAS (SUNRISE CHRISTIAN ACADEMY [KAN.])



2016-17 AVERAGES				
GP-GS	PTS	REB	AST	MIN
14-0	7.1	1.6	0.9	17.3

2016-17 BIG 12 AVERAGES				
GP-GS	PTS	REB	AST	MIN
3-0	13.3	2.0	1.0	28.0

► **2016-17:** Saw a career-high 27 minutes of action in the Sooners' Big 12 opener vs. Baylor (Dec. 30), scoring nine points off the bench... Leads the Sooners with 13.3 points per game in Big 12 play (all off the bench)...Has scored nine or more points in every Big 12 game...Scored a career-high 20 points, shooting 5-of-9 from the field and 2-of-3 from 3-point range while making 8-of-9 foul shots against Kansas State on Jan. 7...The first Sooner freshman with a 20-point performance since Jordan Woodard scored 23 at West Virginia in 2014...Also the first Sooner to score 20 points off the bench since Romero Osby produced 22 points on 9-of-12 shooting against Arkansas in 2012...Shot a perfect 4-of-4 from the field to score 11 points in his first true road game (Dec. 3 at Wisconsin)...Registered career highs in rebounds (three) and blocks (two) vs. Northern Colorado (Nov. 29)...Reached double-digit points for the first time in his career, scoring 14 points on 6-vs. Clemson (Nov. 20).

► **HIGH SCHOOL:** Ranked as the 33rd and 40th overall recruit by Scout.com and ESPN.com, respectively...247Sports named him the fifth-best shooting guard in the 2016 class and the sixth-best overall recruit from the state of Texas...Ranked as a four-star recruit by Rivals.com and Scout.com...Spent his senior season at Sunrise Christian Academy in Bel Aire, Kan. – the alma mater of former OU guard Buddy Hield...Averaged 22 points, five assists and three rebounds as a junior at Seven Lakes High School in Texas.

CAREER HIGHS

Points	20 vs. Kansas State (1/7/17)	3-Pt FG Made	2 (three times)	FT Attempts	9 vs. Kansas State (1/7/17)	Blocks	2 vs. No. Colorado (11/29/16)
FG Made	6 vs. Clemson (11/20/16)	3-Pt FG Attempts	7 vs. Baylor (12/30/16)	Rebounds	3 (3 times)	Steals	4 vs. TCU (1/3/17)
FG Attempts	11 vs. TCU (1/3/17)	FT Made	8 vs. Kansas State (1/7/17)	Assists	3 (twice)	Minutes	30 vs. Kansas State (1/7/17)

#4 JAMUNI MCNEACE 6-10 215 R-SO CENTER

ALLEN, TEXAS (ALLEN HS)



2016-17 AVERAGES				
GP-GS	PTS	REB	BLK	MIN
14-0	3.9	4.5	1.3	15.9

2016-17 BIG 12 AVERAGES				
GP-GS	PTS	REB	BLK	MIN
3-0	2.7	2.0	0.7	14.7

►2016-17: In a career-high 33 minutes of action against Memphis (Dec. 17), posted a career-best 13 points on 6-of-8 shooting while pulling down a career-high-tying nine boards...Ranks 10th in the Big 12 in blocks per game (1.3)...Pulled down a career-best nine rebounds vs. Tulane (Nov. 17).

►2015-16: Came off the bench on 27 occasions in, averaging 1.2 points and 1.4 rebounds in 7.7 minutes per contest...Shot .545 (12-22) from the floor and .429 (9-21) from the foul line...Tallied eight blocks and two steals on the season...Played in a season-high 14 minutes on two occasions: March 5 at TCU and March 24 vs. Texas A&M.

CAREER HIGHS

Points	13 vs. Memphis (12/17/16)	3-Pt FG Made	7 vs. Auburn (12/21/16)	Blocks	3 (twice)
FG Made	6 vs. Memphis (12/17/16)	3-Pt FG Attempts	9 (twice)	Steals	1 (four times)
FG Attempts	8 vs. Memphis (12/17/16)	FT Made	4 vs. Auburn (12/21/16)	Minutes	33 vs. Memphis (12/17/16)

#1 RASHARD ODOMES 6-6 212 SO GUARD

COPPERAS COVE, TEXAS (COPPERAS COVE HS)



2016-17 AVERAGES				
GP-GS	PTS	REB	AST	MIN
14-14	9.4	3.7	1.9	24.2

2016-17 BIG 12 AVERAGES				
GP-GS	PTS	REB	AST	MIN
3-3	6.7	5.7	2.0	24.3

►2016-17: Tallying just 35 points in 2015-16 (1.9 per game), has already tripled his total points output with 131 on the season (averaging 9.4 per game)...Leads the team in Big 12 play with 5.7 rebounds per game...Produced a career-high 17 points (12 in the second half) on 7-of-10 shooting at Wisconsin (Dec. 3)...Pulled down a career-best seven rebounds while scoring 11 points vs. Northern Iowa (Nov. 18)...Scored 15 points on 7-of-11 shooting against Tulane (Nov. 17).

►2015-16: Appeared in 18 games, averaging 1.9 points and 0.8 rebounds in 6.1 minutes per contest...Shot .458 (11-24) from the floor, .333 (1-3) from 3-point range and .571 (12-21) from the free throw line...Registered a season-high 15 points on 6-of-7 shooting at home against McNeese State (Nov. 20) – the most points by a Sooner coming off the bench...His six FGM, seven FGA and 18 minutes in the McNeese State game also marked season highs...Appeared in three postseason games (March 18 vs. CSUB and March 20 vs. VCU, April 2 vs. Villanova).

CAREER HIGHS

Points	17 vs. Wisconsin (12/3/16)	3-Pt FG Made	1 vs. McNeese State (11/20/15)	FT Attempts	7 vs. Abilene Christian (11/25/16)	Blocks	1 vs. Villanova (4/2/16)
FG Made	7 (twice)	3-Pt FG Attempts	2 vs. Oral Roberts (12/7/16)	Rebounds	7 (twice)	Steals	3 vs. Northwestern St (11/13/16)
FG Attempts	13 vs. Auburn (12/21/16)	FT Made	6 vs. Oral Roberts (12/7/16)	Assists	5 vs. Northwestern St (11/13/16)	Minutes	36 vs. Northern Iowa (11/18/16)

#15 GRANT QUINN 6-4 185 FR GUARD

ARGYLE, TEXAS (LIBERTY CHRISTIAN HS)



2016-17 AVERAGES				
GP-GS	PTS	REB	AST	MIN
0-0	0.0	0.0	0.0	0.0

2016-17 BIG 12 AVERAGES				
GP-GS	PTS	REB	AST	MIN
0-0	0.0	0.0	0.0	0.0

►HIGH SCHOOL: A walk-on guard yet to see action for the Sooners...Named to the TAPPS All-District Second Team and TAPPS Academic All-State Team his senior season...Averaged 15 points per game as a senior...Graduated from Liberty Christian HS with a 3.8 GPA...Strung together a five-game streak with at least four 3-pointers his senior year...Played for coach Lance Burroughs...Also competed in track and field.

CAREER HIGHS

Points		3-Pt FG Made		FT Attempts		Blocks	
FG Made		3-Pt FG Attempts		Rebounds		Steals	
FG Attempts		FT Made		Assists		Minutes	

#13 JORDAN SHEPHERD 6-2 180 FR GUARD ASHEVILLE, N.C. (ASHEVILLE CHRISTIAN ACADEMY)



2016-17 AVERAGES				
GP-GS	PTS	REB	AST	MIN
14-4	4.2	0.5	1.6	14.6

2016-17 BIG 12 AVERAGES				
GP-GS	PTS	REB	AST	MIN
3-2	1.3	0.7	2.0	20.0


►**2016-17:** Earned his first career start on Dec. 17 against Memphis...Entering the Memphis game averaging just 2.7 points and 8.8 minutes, posted a career-high 18 points in his starting debut, adding two rebounds, two assists, one block and one steal in 37 minutes...Scored a nine points on 4-of-5 shooting with four dimes against Oral Roberts (Dec. 7)...Opened his collegiate career with eight points, two assists, two steals, one rebound and one block vs. Northwestern State (Nov. 13).

►**HIGH SCHOOL:** Honored as the 2015-16 Carolinas Athletic Association's Player of the Year after averaging 19.2 points, 5.1 assists, 5.1 rebounds and 2.1 steals per game as a senior...Named to the NCISAA 2-A All-State Team...Originally committed to James Madison but chose to reopen his recruitment after the program announced a coaching change.

CAREER HIGHS

Points	18 vs. Memphis (12/17/16)	3-Pt FG Made	2 vs. Memphis (12/17/16)	FT Attempts	4 (3 times)	Blocks	1 (4 times)
FG Made	6 vs. Memphis (12/17/16)	3-Pt FG Attempts	4 vs. Memphis (12/17/16)	Rebounds	2 (twice)	Steals	2 (twice)
FG Attempts	14 vs. Memphis (12/17/16)	FT Made	4 (twice)	Assists	4 vs. Oral Roberts (12/7/16)	Minutes	33 vs. Memphis (12/17/16)

#0 DARRION STRONG-MOORE 6-1 180 JR GUARD CHICAGO, ILL. (COFFEYVILLE COMMUNITY COLLEGE [KAN.])



2016-17 AVERAGES				
GP-GS	PTS	REB	AST	MIN
14-1	4.6	1.1	1.9	18.1

2016-17 BIG 12 AVERAGES				
GP-GS	PTS	REB	AST	MIN
3-1	8.7	1.0	1.7	20.0

►**2016-17:** Made his debut in the Sooner starting lineup on Jan. 7 at Kansas State... Entering January without a double-digit scoring game on the season, has racked up 10 points for the second-consecutive games...At K-State, shot 4-of-7 from the field and 2-of-3 from 3-point range while dishing out four assists in his starting debut...In three games of Big 12 play, is averaging 8.7 points (second on team) while shooting 50 percent from both the field (10-of-20) and 3-point range (6-of-12)...Dished out a career-high five assists vs. Wichita State (Dec. 10)...Made his Sooner debut on Nov. 13 vs. Northwestern State, scoring nine points (4-of-5 shooting) with three assists in 15 minutes.

►**JUNIOR COLLEGE:** A three-star recruit by Rivals.com...Wrapped up his junior college career at Coffeyville Community College in Kansas...Last season as a sophomore, played in 30 games (all starts) and averaged 17.7

points, 3.3 assists and 2.8 rebounds per game while shooting .443 from the floor and .324 from long range...As a freshman in 2014-15, averaged 21.3 points and 2.2 assists per game while shooting .471 from the field and .420 from 3-point range...Was named freshman of the year and MVP of the Kansas Jayhawk Community College Conference and was named a third-team NJCAA All-American.

CAREER HIGHS

Points	10 (twice)	3-Pt FG Made	2 (4 times)	FT Attempts	3 vs. No. Colorado (11/29/16)	Blocks	1 vs. Auburn (12/21/16)
FG Made	4 (three times)	3-Pt FG Attempts	5 vs. TCU (1/3/17)	Rebounds	2 (three times)	Steals	1 (4 times)
FG Attempts	7 vs. Kansas State (1/7/17)	FT Made	2 (twice)	Assists	5 vs. Wichita State (12/10/16)	Minutes	27 (twice)

#30 MARSHALL THORPE 6-9 235 R-FR FORWARD TULSA, OKLA. (BISHOP KELLEY HS)



2016-17 AVERAGES				
GP-GS	PTS	REB	BLK	MIN
2-0	0.0	1.5	0.5	2.5

2016-17 BIG 12 AVERAGES				
GP-GS	PTS	REB	AST	MIN
0-0	0.0	0.0	0.0	0.0

►**2016-17:** A walk-on forward in his first season with the program...Pulled down three rebounds in three minutes against Oral Roberts (Dec. 7)...Made his OU debut on Nov. 13 vs. Northwestern State.

►**HIGH SCHOOL:** Played at Bishop Kelley HS for coach Danny Limes...Named to the all-tournament first team for the eight-team Bishop Kelley Invitational...An all-state academic selection and member of the National Honors Society...Grew seven inches taller between his sophomore and senior years.

CAREER HIGHS

Points		3-Pt FG Made		FT Attempts		Blocks	1 vs. Northwestern St (11/13/16)
FG Made		3-Pt FG Attempts		Rebounds	3 vs. Oral Roberts (12/7/16)	Steals	1 vs. Oral Roberts (12/7/16)
FG Attempts	1 vs. Oral Roberts (12/7/16)	FT Made		Assists		Minutes	3 vs. Oral Roberts (12/7/16)

#10 JORDAN WOODARD

6-0

187

SR

GUARD

ARCADIA, OKLA. (EDMOND MEMORIAL HS)



2016-17 AVERAGES

GP-GS	PTS	REB	AST	MIN
10-10	17.6	5.2	3.6	30.0

2016-17 BIG 12 AVERAGES

GP-GS	PTS	REB	AST	MIN
0-0	0.0	0.0	0.0	0.0

►**2016-17:** A 2016 Preseason All-Big 12 Team honorable mention selection...Started in 115 consecutive games for OU before missing his first game due to injury (Dec. 21 vs. Auburn)...Ranks third in scoring among Big 12 players (17.6 points per game)...His 2.6 made 3-point field goals a game ranks second in the conference... Scored a career-high-tying 28 points against Wichita State (Dec. 10)...Followed up his 28 points by scoring 22 on Dec. 17 vs. Memphis - the first time in his career he has scored 20-plus points in consecutive games and the largest point total (50) in a two-game stretch...Strung together five straight games of three or more steals (Nov. 17-29), the first Sooner to put together such a streak since Eduardo Najera in 1998-99...Stuffed the stat sheet against Northern Colorado (Nov. 29) with 14 points, nine rebounds, seven assists and three steals...Named to the Tire Pros Invitational All-Tournament Team, averaging 18.7 points, 6.0 assists, 5.0 rebounds and 3.3 steals

during the three-game tournament in Orlando, Fla... Totaled 21 points, nine assists, five rebounds and four steals vs. Clemson (Nov. 20) - the first game in his career that he dished out nine assists while scoring at least 20 points...Scored 16 second-half points and finished with a season-high 22 points with seven assists, six rebounds and four steals against Tulane (Nov. 17) - the first game in his career he has surpassed 20 points, five rebounds and five assists (he accomplished the feat again on Nov. 20 vs. Clemson)...Opened the season with 16 points, five rebounds and three assists in 20 minutes (Nov. 13 vs. Northwestern State...Boasts 13 career games of 20+ points...On pace to finish in top three in OU history in assists...Ranks eighth in program history in career assists (446) and career free throw percentage (.806)...Owns the ninth most career steals in program history (169)...With 1,324 career points, ranks 21st on OU's career points list.

►**2015-16:** Voted All-Big 12 Honorable Mention by league coaches...Started all 37 games of the season...Averaged career highs in both points (13.0) and assists (3.4) per game and also averaged 3.0 rebounds and 1.6 steals (fifth in Big 12) per contest...His 13.0 points per game ranked second on the team and 10th overall in the Big 12...His assists per game total ranked ninth among conference foes...Shot .416 (151-363) from the floor, .455 (80-176) from 3-point range (second in Big 12) and .805 (99-123) from the charity stripe (seventh in Big 12)...In five NCAA Tournament games, averaged 15.8 points, 3.2 rebounds and 2.8 assists in 29.8 minutes...Had 27 double figures scoring games on the year...Registered six games of 20 or more points.

CAREER HIGHS

Points	28 (twice)	3-Pt FG Made	6 (twice)	FT Attempts	22 vs. Tulsa (12/14/13)	Blocked Shots	1 (13 times)
FG Made	9 (twice)	3-Pt FG Attempts	10 vs. Northern Iowa (11/18/16)	Rebounds	9 (twice)	Steals	5 vs. Oklahoma State (1/31/15)
FG Attempts	20 vs. Kansas (1/4/16)	FT Made	17 vs. Tulsa (12/14/13)	Assists	12 vs. UT Arlington (12/17/13)	Minutes Played	50 vs. Kansas (1/4/16)



LON KRUGER

17 NCAA TOURNAMENT APPEARANCES • TWO FINAL FOURS • FIVE SWEET SIXTEENS
ONLY COACH TO LEAD FIVE DIFFERENT PROGRAMS TO AN NCAA TOURNAMENT WIN
10TH MOST WINS AMONG ACTIVE DIVISION I HEAD COACHES

KRUGER'S SOONER TURNAROUND

► Kruger has been leaving his trademark rebuilding stamp on college basketball programs throughout his career. He is the only Division I coach to ever take five different schools to the NCAA Tournament. In 2015 he became the first coach since the NCAA Tournament expanded to 64 teams in 1985 to take four programs to the Sweet 16 or beyond.

► After inheriting a program that went 27-36 (.429) in the two seasons prior to his arrival, Kruger has coached the Sooners to a 117-65 (.643) record in six seasons. Over the last four full campaigns, OU posted a 96-41 (.701) mark and advanced to the NCAA Tournament each season, capped by a trip to the 2016 Final Four in Houston. The Sooners had previously not been to the postseason since 2009 when they advanced to the NCAA Elite Eight.

► With a career college coaching record of 596-369 (.619), Kruger owns the 10th most wins among active Division I coaches. He owns a 20-17 record in NCAA Tournament games and has compiled 16 20-plus-win seasons, including nine in the last 10 years. His collegiate teams have made postseason appearances in 21 of the last 26 years.

► Under Kruger, Sooner players have earned First-Team All-Big 12 selections on three occasions and racked up 14 Academic All-Big 12 honors. Buddy Hield, who played four seasons for Kruger (2012-16), was named the winner of the 2016 Wooden Award, Naismith Trophy and the Oscar Robertson Trophy as the national player of the year (first consensus player of the year for OU since Blake Griffin in 2009).

► Three Sooners have been drafted into the NBA during Kruger's tenure. Buddy Hield was selected as the sixth overall pick in the 2016 NBA Draft while Isaiah Cousins (2016) and Romero Osby (2013) were chosen in the second round of their respected drafts.

► For a full bio, visit SoonerSports.com.

LON KRUGER YEAR BY YEAR

Year	School	Record	Pct.
1982-83	Pan American	7-21	.250
1983-84	Pan American	13-14	.481
1984-85	Pan American	12-16	.429
1985-86	Pan American	20-8	.714
1986-87	* Kansas State	20-11	.645
1987-88	* Kansas State	25-9	.735
1988-89	* Kansas State	19-11	.633
1989-90	* Kansas State	17-15	.531
1990-91	Florida	11-17	.393
1991-92	^ Florida	19-14	.576
1992-93	^ Florida	16-12	.571
1993-94	* Florida	29-8	.784
1994-95	* Florida	17-13	.567
1995-96	Florida	12-16	.429
1996-97	* Illinois	22-10	.688
1997-98	* Illinois	23-10	.697
1998-99	Illinois	14-18	.438
1999-00	* Illinois	22-10	.688
2000-01	^ UNLV	17-14	.548
2001-02	UNLV	17-13	.567
2002-03	* UNLV	30-7	.811
2003-04	* UNLV	27-8	.771
2004-05	^ UNLV	21-11	.656
2005-06	UNLV	25-9	.735
2006-07	* UNLV	24-9	.727
2007-08	^ UNLV	15-16	.483
2008-09	^ UNLV	20-12	.625
2009-10	* UNLV	23-10	.697
2010-11	* UNLV	24-11	.686
2011-12	Oklahoma	29-8	.784
2012-13	* Oklahoma	23-10	.697
2013-14	* Oklahoma	24-11	.686
2014-15	* Oklahoma	29-8	.784
2015-16	* Oklahoma	6-8	.429
2016-17	Oklahoma		
Totals		596-369	.618

* NCAA Tournament ^ NIT

► KRUGER FILE

Hometown: Silver Lake, Kan.

Alma Mater: Kansas State '75

Years Coached: 30

Career Record: 596-369 (.618)

Record at OU: 117-65 (.643)

Postseason Appearances: 21
(17 NCAA, 4 NIT)

► FAMILY

Wife: Barbara

Daughter: Angie

Son: Kevin

Granddaughter: Avery

Grandson: Wyatt

GAME 15: OKLAHOMA VS. KANSAS

#40 RICHARD ANDERSON

Date	Opponent	MIN	FG	3FG	FT	O-D-T	PF	A	TO	B	S	TP
N13	Northwestern State	2	0-0	0-0	0-0	0-0-0	0	0	0	0	0	0
N17	vs. Tulane					DNP						
N18	vs. Northern Iowa					DNP						
N20	vs. Clemson					DNP						
N25	Abilene Christian					DNP						
N29	Northern Colorado					DNP						
D3	at Wisconsin					DNP						
D7	Oral Roberts	3	0-0	0-0	0-0	0-0-0	0	0	0	0	0	0
D10	Wichita State					DNP						
D17	Memphis					DNP						
D21	vs. Auburn					DNP						
D30	Baylor					DNP						
J3	at TCU					DNP						
J7	at Kansas State					DNP						
J10	Kansas											
J14	Texas Tech											
J18	at West Virginia											
J21	Iowa State											
J23	at Texas											
J28	Florida											
J30	Oklahoma State											
F4	at Texas Tech											
F8	West Virginia											
F11	at Iowa State											
F14	Texas											
F18	at Oklahoma State											
F21	at Baylor											
F25	Kansas State											
F27	at Kansas											
M4	TCU											

* Starter

#25 C.J. COLE

Date	Opponent	MIN	FG	3FG	FT	O-D-T	PF	A	TO	B	S	TP
N13	Northwestern State	3	0-0	0-0	0-2	0-0-2	0	1	0	0	0	0
N17	vs. Tulane					DNP						
N18	vs. Northern Iowa	5	1-1	0-0	0-0	0-1-1	2	0	0	0	0	2
N20	vs. Clemson	2	0-1	0-0	0-0	0-0-0	2	0	0	0	0	0
N25	Abilene Christian					DNP						
N29	Northern Colorado	3	0-0	0-0	0-0	0-0-0	0	0	0	0	0	0
D3	at Wisconsin	1	0-0	0-0	0-0	0-0-0	0	0	0	0	0	0
D7	Oral Roberts	3	0-0	0-0	0-0	0-0-0	0	0	0	0	0	0
D10	Wichita State					DNP						
D17	Memphis	3	0-0	0-0	0-0	0-0-0	0	0	0	0	0	0
D21	vs. Auburn					DNP						
D30	Baylor	1	0-1	0-0	0-0	0-0-0	0	0	0	0	0	0
J3	at TCU					DNP						
J7	at Kansas State	1	0-0	0-0	0-0	0-0-0	0	0	0	0	0	0
J10	Kansas											
J14	Texas Tech											
J18	at West Virginia											
J21	Iowa State											
J23	at Texas											
J28	Florida											
J30	Oklahoma State											
F4	at Texas Tech											
F8	West Virginia											
F11	at Iowa State											
F14	Texas											
F18	at Oklahoma State											
F21	at Baylor											
F25	Kansas State											
F27	at Kansas											
M4	TCU											

* Starter

#21 DANTE BUFORD

Date	Opponent	MIN	FG	3FG	FT	O-D-T	PF	A	TO	B	S	TP
N13	Northwestern State					DNP						
N17	vs. Tulane					DNP						
N18	vs. Northern Iowa					DNP						
N20	vs. Clemson	2	0-1	0-0	0-0	0-0-0	1	0	0	0	0	0
N25	Abilene Christian	2	0-0	0-0	0-0	0-0-0	0	0	0	0	0	0
N29	Northern Colorado	9	3-4	2-3	0-1	1-0-1	0	1	0	0	0	8
D3	at Wisconsin	12	0-2	0-1	2-2	0-1-1	3	0	0	1	0	2
D7	*Oral Roberts	11	0-1	0-1	0-0	0-3-3	0	0	0	0	0	0
D10	*Wichita State	19	2-5	0-2	0-0	1-0-1	2	1	2	1	0	4
D17	Memphis	18	3-5	3-5	1-2	0-0-0	0	0	2	0	0	10
D21	vs. Auburn	10	0-3	0-2	0-0	0-1-1	0	0	0	0	0	0
D30	Baylor					DNP						
J3	at TCU	4	1-2	0-1	0-0	1-0-1	0	0	0	0	1	2
J7	at Kansas State	2	0-0	0-0	0-0	0-0-0	0	0	1	0	0	0
J10	Kansas											
J14	Texas Tech											
J18	at West Virginia											
J21	Iowa State											
J23	at Texas											
J28	Florida											
J30	Oklahoma State											
F4	at Texas Tech											
F8	West Virginia											
F11	at Iowa State											
F14	Texas											
F18	at Oklahoma State											
F21	at Baylor											
F25	Kansas State											
F27	at Kansas											
M4	TCU											

* Starter

#11 KRISTIAN DOOLITTLE

Date	Opponent	MIN	FG	3FG	FT	O-D-T	PF	A	TO	B	S	TP
N13	*Northwestern State	19	2-4	1-2	0-0	1-2-3	2	1	0	0	0	5
N17	*vs. Tulane	22	3-8	0-1	2-2	5-7-12	0	0	1	0	0	8
N18	*vs. Northern Iowa	34	3-5	1-1	6-8	2-3-5	5	2	5	0	2	13
N20	*vs. Clemson	32	0-5	0-0	2-2	3-4-7	2	3	2	0	2	2
N25	*Abilene Christian	24	1-5	0-2	7-8	2-35	1	0	1	0	2	9
N29	Northern Colorado	18	7-8	1-1	2-3	2-3-5	0	0	0	0	0	17
D3	at Wisconsin	15	1-2	0-0	2-2	0-3-3	2	0	4	0	0	4
D7	Oral Roberts	15	4-7	1-1	0-0	1-3-4	0	1	1	0	0	9
D10	Wichita State	18	3-6	0-0	2-3	1-4-5	1	0	0	1	1	8
D17	*Memphis	23	0-5	0-1	1-2	0-2-2	2	2	0	0	0	1
D21	*vs. Auburn	19	2-5	1-1	2-2	3-4-7	2	0	1	1	1	7
D30	*Baylor	20	0-3	0-0	0-1	1-2-3	0	3	1	1	0	0
J3	*at TCU	21	3-6	0-0	2-4	2-4-6	2	1	2	0	2	8
J7	*at Kansas State	29	4-10	0-1	0-0	1-7-8	2	2	3	1	2	8
J10	Kansas											
J14	Texas Tech											
J18	at West Virginia											
J21	Iowa State											
J23	at Texas											
J28	Florida											
J30	Oklahoma State											
F4	at Texas Tech											
F8	West Virginia											
F11	at Iowa State											
F14	Texas											
F18	at Oklahoma State											
F21	at Baylor											
F25	Kansas State											
F27	at Kansas											
M4	TCU											

* Starter

GAME 15: OKLAHOMA VS. KANSAS

#5 MATT FREEMAN

[illegible]

#22 DANIEL HARPER

[illegible]

#3 CHRISTIAN JAMES

[illegible]

#12 KHADEEM LATTIN

[illegible]

GAME 15: OKLAHOMA VS. KANSAS

#20 KAMERON MCGUSTY													
Date	Opponent	MIN	FG	3FG	FT	O-D-T	PF	A	TO	B	S	TP	
N13	Northwestern State	18	1-5	0-2	1-2	0-1-1	0	0	2	0	0	3	
N17	vs. Tulane	17	1-5	0-2	2-2	0-2-2	0	2	2	0	0	4	
N18	vs. Northern Iowa	15	1-3	1-1	0-0	0-1-1	2	3	0	0	0	3	
N20	vs. Clemson	18	6-8	1-3	1-1	0-1-1	1	0	1	0	2	14	
N25	Abilene Christian	21	1-3	0-0	4-5	1-1-2	1	3	0	0	2	6	
N29	Northern Colorado	16	2-6	2-5	0-0	1-2-3	0	1	2	2	0	6	
D3	at Wisconsin	12	4-4	1-1	2-2	0-1-1	1	0	2	0	0	11	
D7	Oral Roberts	15	3-7	2-5	0-0	1-2-3	0	2	1	0	2	8	
D10	Wichita State	6	0-0	0-0	0-0	0-0-0	0	0	0	0	0	0	
D17	Memphis	5	0-1	0-1	0-0	0-0-0	0	1	0	0	0	0	
D21	vs. Auburn	15	2-7	0-2	0-0	1-1-2	0	1	0	0	0	8	
D30	Baylor	27	3-9	2-7	1-2	0-2-2	0	0	1	0	0	9	
J3	at TCU	27	4-11	1-3	2-2	1-2-3	1	3	1	1	4	11	
J7	at Kansas State	30	5-9	2-3	8-9	0-1-1	1	0	0	1	0	20	
J10	Kansas												
J14	Texas Tech												
J18	at West Virginia												
J21	Iowa State												
J23	at Texas												
J28	Florida												
J30	Oklahoma State												
F4	at Texas Tech												
F8	West Virginia												
F11	at Iowa State												
F14	Texas												
F18	at Oklahoma State												
F21	at Baylor												
F25	Kansas State												
F27	at Kansas												
M4	TCU												
* Starter													

#1 RASHARD ODOMES													
Date	Opponent	MIN	FG	3FG	FT	O-D-T	PF	A	TO	B	S	TP	
N13	*Northwestern State	22	2-4	0-0	0-2	0-3-3	2	5	2	0	3	4	
N17	*vs. Tulane	31	7-11	0-0	1-5	2-2-4	1	1	3	0	2	15	
N18	*vs. Northern Iowa	36	5-11	0-1	1-1	1-6-7	1	3	2	0	2	11	
N20	*vs. Clemson	10	0-0	0-0	0-0	0-1-1	2	1	0	1	0	0	
N25	*Abilene Christian	21	4-8	0-0	5-7	0-3-3	1	0	2	0	0	13	
N29	*Northern Colorado	14	3-6	0-0	2-2	0-2-2	4	1	1	0	1	8	
D3	*at Wisconsin	25	7-10	0-0	3-5	0-1-1	2	1	1	0	0	17	
D7	*Oral Roberts	21	3-8	0-2	6-6	0-3-3	2	3	0	0	0	12	
D10	*Wichita State	24	3-8	0-0	4-6	1-1-2	3	1	1	0	1	10	
D17	*Memphis	29	2-6	0-0	5-6	4-1-5	4	3	1	0	1	9	
D21	*vs. Auburn	33	5-13	0-0	2-5	2-2-4	2	2	2	0	1	12	
D30	*Baylor	18	1-4	0-0	3-7	1-6-7	0	2	2	0	0	5	
J3	*at TCU	22	2-8	0-0	1-2	1-3-4	1	3	2	0	1	5	
J7	*at Kansas State	33	5-7	0-0	0-0	2-4-6	2	1	3	0	2	10	
J10	Kansas												
J14	Texas Tech												
J18	at West Virginia												
J21	Iowa State												
J23	at Texas												
J28	Florida												
J30	Oklahoma State												
F4	at Texas Tech												
F8	West Virginia												
F11	at Iowa State												
F14	Texas												
F18	at Oklahoma State												
F21	at Baylor												
F25	Kansas State												
F27	at Kansas												
M4	TCU												
* Starter													

#4 JAMUNI MCNEACE													
Date	Opponent	MIN	FG	3FG	FT	O-D-T	PF	A	TO	B	S	TP	
N13	Northwestern State	16	3-5	0-0	0-2	1-5-6	2	0	0	3	0	6	
N17	vs. Tulane	18	3-3	0-0	0-2	3-6-9	5	0	0	1	0	6	
N18	vs. Northern Iowa	15	1-1	0-0	0-0	0-4-4	1	0	2	1	0	2	
N20	vs. Clemson	8	0-0	0-0	0-0	1-2-3	3	0	0	2	0	0	
N25	Abilene Christian	15	1-5	0-0	3-4	3-3-6	3	0	0	3	0	5	
N29	Northern Colorado	15	1-2	0-0	1-2	0-7-7	2	0	1	1	1	3	
D3	at Wisconsin	8	0-1	0-0	0-0	1-1-2	0	0	0	1	0	0	
D7	Oral Roberts	13	1-1	0-0	0-0	0-0-0	1	1	1	1	0	2	
D10	Wichita State	14	1-1	0-0	0-0	1-3-4	2	0	1	2	0	2	
D17	Memphis	33	6-8	0-0	1-2	4-5-9	3	1	2	1	1	13	
D21	vs. Auburn	23	2-6	0-0	4-7	4-3-7	5	0	2	0	0	8	
D30	Baylor	13	1-6	0-0	0-1	2-0-2	3	0	0	0	0	2	
J3	at TCU	18	1-4	0-0	0-0	1-3-4	2	0	1	2	0	2	
J7	at Kansas State	13	2-3	0-0	0-0	0-0-0	5	1	2	0	1	4	
J10	Kansas												
J14	Texas Tech												
J18	at West Virginia												
J21	Iowa State												
J23	at Texas												
J28	Florida												
J30	Oklahoma State												
F4	at Texas Tech												
F8	West Virginia												
F11	at Iowa State												
F14	Texas												
F18	at Oklahoma State												
F21	at Baylor												
F25	Kansas State												
F27	at Kansas												
M4	TCU												
* Starter													

#15 GRANT QUINN													
Date	Opponent	MIN	FG	3FG	FT	O-D-T	PF	A	TO	B	S	TP	
N13	Northwestern State												DNP
N17	vs. Tulane												DNP
N18	vs. Northern Iowa												DNP
N20	vs. Clemson												DNP
N25	Abilene Christian												DNP
N29	Northern Colorado												DNP
D3	at Wisconsin												DNP
D7	Oral Roberts												DNP
D10	Wichita State												DNP
D17	Memphis												DNP
D21	vs. Auburn												DNP
D30	Baylor												DNP
J3	at TCU												DNP
J7	at Kansas State												DNP
J10	Kansas												
J14	Texas Tech												
J18	at West Virginia												
J21	Iowa State												
J23	at Texas												
J28	Florida												
J30	Oklahoma State												
F4	at Texas Tech												
F8	West Virginia												
F11	at Iowa State												
F14	Texas												
F18	at Oklahoma State												
F21	at Baylor												
F25	Kansas State												
F27	at Kansas												
M4	TCU												
* Starter													

GAME 15: OKLAHOMA VS. KANSAS

#13 JORDAN SHEPHERD													
Date	Opponent	MIN	FG	3FG	FT	O-D-T	PF	A	TO	B	S	TP	
N13	Northwestern State	19	2-5	1-2	3-4	0-1-1	3	2	1	1	2	8	
N17	vs. Tulane	13	1-2	0-1	0-0	0-0-0	2	2	0	0	0	2	
N18	vs. Northern Iowa	4	0-0	0-0	0-0	0-0-0	0	1	0	0	0	0	
N20	vs. Clemson	7	0-0	0-0	0-0	0-0-0	0	1	0	0	0	0	
N25	Abilene Christian	7	0-0	0-0	0-2	0-0-0	2	0	2	0	1	0	
N29	Northern Colorado	10	2-4	1-2	0-0	0-0-0	5	1	2	1	1	5	
D3	at Wisconsin	3	0-1	0-0	0-0	0-0-0	0	0	0	0	0	0	
D7	Oral Roberts	15	4-5	1-2	0-0	0-2-2	0	4	1	0	2	9	
D10	Wichita State	1	0-0	0-0	0-0	0-0-0	0	0	0	0	0	0	
D17	*Memphis	37	6-14	2-4	4-4	1-1-2	2	2	0	1	1	18	
D21	*vs. Auburn	28	4-8	1-2	4-4	0-0-0	4	3	3	1	1	13	
D30	*Baylor	27	1-5	0-3	0-0	0-2-2	3	2	4	0	1	2	
J3	*at TCU	20	0-4	0-1	0-0	0-0-0	4	3	1	0	0	0	
J7	at Kansas State	13	1-3	0-0	0-0	0-0-0	1	1	1	0	0	2	
J10	Kansas												
J14	Texas Tech												
J18	at West Virginia												
J21	Iowa State												
J23	at Texas												
J28	Florida												
J30	Oklahoma State												
F4	at Texas Tech												
F8	West Virginia												
F11	at Iowa State												
F14	Texas												
F18	at Oklahoma State												
F21	at Baylor												
F25	Kansas State												
F27	at Kansas												
M4	TCU												
* Starter													

#30 MARSHALL THORPE													
Date	Opponent	MIN	FG	3FG	FT	O-D-T	PF	A	TO	B	S	TP	
N13	Northwestern State	2	0-0	0-0	0-0	0-0-0	0	0	0	0	0	0	
N17	vs. Tulane					DNP							
N18	vs. Northern Iowa					DNP							
N20	vs. Clemson					DNP							
N25	Abilene Christian					DNP							
N29	Northern Colorado					DNP							
D3	at Wisconsin					DNP							
D7	Oral Roberts	3	0-1	0-0	0-0	2-1-3	0	0	1	0	1	0	
D10	Wichita State					DNP							
D17	Memphis					DNP							
D21	vs. Auburn					DNP							
D30	Baylor					DNP							
J3	at TCU					DNP							
J7	at Kansas State					DNP							
J10	Kansas												
J14	Texas Tech												
J18	at West Virginia												
J21	Iowa State												
J23	at Texas												
J28	Florida												
J30	Oklahoma State												
F4	at Texas Tech												
F8	West Virginia												
F11	at Iowa State												
F14	Texas												
F18	at Oklahoma State												
F21	at Baylor												
F25	Kansas State												
F27	at Kansas												
M4	TCU												
* Starter													

#0 DARRION STRONG-MOORE													
Date	Opponent	MIN	FG	3FG	FT	O-D-T	PF	A	TO	B	S	TP	
N13	Northwestern State	15	4-5	1-2	0-0	0-0-0	1	3	3	0	0	9	
N17	vs. Tulane	10	1-3	0-1	2-2	0-0-0	1	3	1	0	0	4	
N18	vs. Northern Iowa	15	0-1	0-1	0-0	0-1-1	3	1	3	0	0	0	
N20	vs. Clemson	25	2-5	2-3	0-0	0-2-2	1	3	2	0	0	6	
N25	Abilene Christian	17	2-4	1-2	0-2	0-2-2	3	1	3	0	1	5	
N29	Northern Colorado	20	0-5	0-4	2-3	0-1-1	1	1	0	0	1	2	
D3	at Wisconsin	27	3-5	1-3	0-0	0-0-0	1	1	1	0	0	7	
D7	Oral Roberts	22	1-2	0-1	0-0	1-0-1	3	3	0	0	1	2	
D10	Wichita State	23	0-5	0-3	0-1	1-1-2	0	5	2	0	0	1	
D17	Memphis	7	1-2	0-1	0-0	1-1-2	0	1	2	0	0	2	
D21	vs. Auburn	12	1-4	0-3	0-0	0-1-1	3	0	2	1	0	2	
D30	Baylor	13	2-5	2-4	0-0	0-0-0	0	0	0	0	0	6	
J3	at TCU	20	4-8	2-5	0-0	0-1-1	0	1	1	0	0	10	
J7	*at Kansas State	27	4-7	2-3	0-0	0-2-2	2	4	1	0	1	10	
J10	Kansas												
J14	Texas Tech												
J18	at West Virginia												
J21	Iowa State												
J23	at Texas												
J28	Florida												
J30	Oklahoma State												
F4	at Texas Tech												
F8	West Virginia												
F11	at Iowa State												
F14	Texas												
F18	at Oklahoma State												
F21	at Baylor												
F25	Kansas State												
F27	at Kansas												
M4	TCU												
* Starter													

#10 JORDAN WOODARD													
Date	Opponent	MIN	FG	3FG	FT	O-D-T	PF	A	TO	B	S	TP	
N13	*Northwestern State	20	5-11	1-3	5-5	1-4-5	2	3	0	0	0	16	
N17	*vs. Tulane	30	6-12	4-6	6-7	0-6-6	2	7	3	0	4	22	
N18	*vs. Northern Iowa	36	3-16	3-10	4-4	0-4-4	1	2	5	0	3	13	
N20	*vs. Clemson	34	8-15	2-8	3-4	0-5-5	3	9	2	1	3	21	
N25	*Abilene Christian	31	5-12	2-5	4-7	1-3-4	2	0	1	0	3	16	
N29	*Northern Colorado	33	6-10	0-2	2-4	3-6-9	1	7	4	0	3	14	
D3	*at Wisconsin	25	3-9	3-4	0-0	0-5-5	1	1	1	0	0	9	
D7	*Oral Roberts	24	5-12	3-5	2-2	1-2-3	1	2	3	0	2	15	
D10	*Wichita State	34	7-17	4-9	10-10	0-7-7	4	4	2	0	2	28	
D17	*Memphis	33	9-18	4-9	0-1	2-2-4	3	1	0	1	1	22	
D21	vs. Auburn					DNP							
D30	Baylor					DNP							
J3	at TCU					DNP							
J7	at Kansas State					DNP							
J10	Kansas												
J14	Texas Tech												
J18	at West Virginia												
J21	Iowa State												
J23	at Texas												
J28	Florida												
J30	Oklahoma State												
F4	at Texas Tech												
F8	West Virginia												
F11	at Iowa State												
F14	Texas												
F18	at Oklahoma State												
F21	at Baylor												
F25	Kansas State												
F27	at Kansas												
M4	TCU												
* Starter													

GAME 15: OKLAHOMA VS. KANSAS

Official Basketball Box Score -- Game Totals -- Final Statistics
Northwestern State vs Oklahoma
11/13/16 4 p.m. CT at Norman, Okla. (Lloyd Noble Center)

Northwestern State 61 • 0-2

#	Player	Total		3-Ptr		Rebounds			PF	TP	A	TO	Blk	Stl	Min
		FG	FGA	FG	FGA	FT	FTA	Off Def Tot							
20	Lane, Ishmael	f	4-13	0-0	3-4	1	3	4	3	11	2	3	0	1	19
23	Woodley, Zeek	f	7-12	1-3	4-4	0	0	0	2	19	0	1	0	1	26
00	Joseph, Tra'von	g	1-4	0-0	0-0	1	2	3	1	2	0	0	0	0	26
01	Sweeney, Iziahiah	g	0-6	0-1	3-6	2	1	3	1	3	1	1	0	0	18
02	Boyd, Josh	g	2-8	1-4	0-0	1	1	2	2	5	1	5	0	2	18
03	Hall, Devonte	g	0-2	0-0	2-2	1	1	2	1	2	3	2	0	2	17
10	Kissoonal, Reginald	g	0-2	0-1	0-0	0	1	1	1	0	0	0	0	0	5
15	Metoyer, Malik	g	4-5	0-0	2-4	2	4	6	1	10	3	0	0	0	19
21	Thompson, Sabri	g	2-10	1-4	0-1	3	2	5	1	5	1	1	0	1	16
34	Bell, Jordan	g	1-1	1-1	1-2	1	0	1	0	4	0	0	0	0	7
40	Hamilton, Tanner	g	0-0	0-0	0-2	0	0	0	1	0	0	0	0	0	9
44	Walker, Bailey	g	0-1	0-1	0-0	1	0	1	1	0	1	0	1	1	20
Team						3	1	4			3				
Totals			21-64	4-15	15-25	16	16	32	15	61	11	17	0	8	200

FG % 1st Half: 9-29 31.0% 2nd half: 12-35 34.3% Game: 21-64 32.8%
3FG % 1st Half: 2-8 25.0% 2nd half: 2-7 28.6% Game: 4-15 26.7%
FT % 1st Half: 7-10 70.0% 2nd half: 8-15 53.3% Game: 15-25 60.0%

Deadball Rebounds 7

Oklahoma 97 • 1-0

#	Player	Total		3-Ptr		Rebounds			PF	TP	A	TO	Blk	Stl	Min
		FG	FGA	FG	FGA	FT	FTA	Off Def Tot							
11	Doolittle, Kristian	f	2-4	1-2	0-0	1	2	3	2	5	1	0	0	0	19
12	Lattin, Khadeem	f	7-9	0-0	5-6	6	5	11	3	19	0	2	2	1	24
01	Odomes, Rashard	g	2-4	0-0	0-2	0	3	3	2	4	5	2	0	3	22
03	James, Christian	g	5-7	2-3	0-0	1	2	3	2	12	3	2	0	0	20
10	Woodard, Jordan	g	5-11	1-3	5-5	1	4	5	2	16	3	0	0	0	20
00	Strong-Moore,Darrion	g	4-5	1-2	0-0	0	0	0	1	9	3	3	0	0	15
04	McNeace, Jamuni	g	3-5	0-0	0-2	1	5	6	2	6	0	0	3	0	16
05	Freeman, Matt	g	6-7	3-4	0-0	0	1	1	3	15	0	1	0	1	18
13	Shepherd, Jordan	g	2-5	1-2	3-4	0	1	1	3	8	2	1	1	2	19
20	McGusty, Kameron	g	1-5	0-2	1-2	0	1	1	0	3	0	2	0	0	18
22	Harper, Daniel	g	0-1	0-0	0-0	0	1	1	0	0	1	1	0	0	2
25	Cole, C.J.	g	0-0	0-0	0-2	2	0	2	0	0	1	0	0	0	3
30	Thorpe, Marshall	g	0-0	0-0	0-0	0	0	0	2	0	0	1	0	0	2
40	Anderson, Richard	g	0-0	0-0	0-0	0	0	0	0	0	0	0	0	0	2
Team						1	3	4							
Totals			37-63	9-18	14-23	13	28	41	22	97	19	14	7	7	200

FG % 1st Half: 17-32 53.1% 2nd half: 20-31 64.5% Game: 37-63 58.7%
3FG % 1st Half: 5-11 45.5% 2nd half: 4-7 57.1% Game: 9-18 50.0%
FT % 1st Half: 7-12 58.3% 2nd half: 7-11 63.6% Game: 14-23 60.9%

Deadball Rebounds 6,2

Officials: Joe Derosa, Jamie Luckie, Kerby Stitt
Technical fouls: Northwestern State-None. Oklahoma-None.
Attendance: 8456
Estimated Attendance: 4,081

Score by periods		1st	2nd	Total
Northwestern State		27	34	61
Oklahoma		46	51	97

In Paint NWST 26 OU 52
Off T/O 18 12
2nd Chance 12 6
Fast Break 16 21
Bench 6 41

Score tied - 0 times.
Lead changed - 0 times.

Last FG - NWST 2nd-00:14, OU 2nd-02:11.
Largest lead - NWST None, OU by 40 2nd-02:11.
NWST led for 00:00. OU led for 39:47. Game was tied for 00:13.

Official Basketball Box Score -- Game Totals -- Final Statistics
Tulane vs Oklahoma
11/17/16 7:00 PM at Orlando, Fla. (HP Field House)

Tulane 70 • 1-2

#	Player	Total		3-Ptr		Rebounds			PF	TP	A	TO	Blk	Stl	Min
		FG	FGA	FG	FGA	FT	FTA	Off Def Tot							
15	SMITH, Ryan	c	5-10	0-0	0-0	2	4	6	2	10	0	0	4	1	29
05	REYNOLDS, Cameron	g	6-14	4-9	3-4	1	5	6	3	19	3	3	2	0	35
13	MORGAN, Malik	g	3-8	1-3	3-3	0	2	2	3	10	7	2	1	1	29
14	SLATER, Colin	g	1-2	1-1	0-0	0	0	0	4	3	1	3	0	0	9
35	FAZIER, Melvin	g	2-8	1-2	1-2	1	4	5	1	6	0	2	1	1	24
03	ONA EMBO, Ray	g	2-6	1-3	0-0	1	2	3	2	5	3	0	0	0	23
10	JULIEN, Von	g	2-3	2-2	2-4	0	2	2	0	8	1	1	0	0	14
11	HARRIS, Kain	g	3-7	1-2	0-0	0	0	0	5	7	0	4	0	0	21
12	REYES, Sammis	g	0-0	0-0	0-4	0	2	2	3	0	1	0	1	2	11
22	JONES, Darien	g	0-0	0-0	0-0	0	0	0	0	0	0	0	0	0	1
23	PAUL, Blake	g	1-2	0-0	0-0	1	1	2	2	2	0	0	0	0	4
Team						0	3	3							
Totals			25-60	11-22	9-17	6	25	31	25	70	16	15	9	5	200

FG % 1st Half: 13-32 40.6% 2nd half: 12-28 42.9% Game: 25-60 41.7%
3FG % 1st Half: 6-11 54.5% 2nd half: 5-11 45.5% Game: 11-22 50.0%
FT % 1st Half: 3-9 33.3% 2nd half: 6-8 75.0% Game: 9-17 52.9%

Deadball Rebounds 3

Oklahoma 89 • 2-0

#	Player	Total		3-Ptr		Rebounds			PF	TP	A	TO	Blk	Stl	Min
		FG	FGA	FG	FGA	FT	FTA	Off Def Tot							
11	Doolittle, Kristian	f	3-8	0-1	2-2	5	7	12	0	8	0	1	0	0	20
12	Lattin, Khadeem	f	3-6	0-0	4-6	0	4	4	4	10	2	3	0	0	22
01	Odomes, Rashard	g	7-11	0-0	1-5	2	2	4	1	15	1	3	0	2	31
03	James, Christian	g	5-9	2-3	0-2	1	3	4	12	4	12	4	1	0	19
10	Woodard, Jordan	g	6-12	4-6	0-7	0	6	6	2	22	7	3	0	4	30
00	Strong-Moore,Darrion	g	1-3	0-1	2-2	0	0	0	1	4	3	1	0	0	10
04	McNeace, Jamuni	g	3-3	0-0	0-2	3	6	9	5	6	0	0	1	0	18
05	Freeman, Matt	g	2-3	2-3	0-0	0	2	2	0	6	0	0	0	0	20
13	Shepherd, Jordan	g	1-2	0-1	0-0	0	0	0	2	2	2	0	0	0	13
20	McGusty, Kameron	g	1-5	0-2	2-2	0	2	2	0	4	2	2	0	0	17
Team						1	2	3							
Totals			32-62	8-17	17-28	12	34	46	19	89	21	14	1	7	200

FG % 1st Half: 14-35 40.0% 2nd half: 18-27 66.7% Game: 32-62 51.6%
3FG % 1st Half: 4-12 33.3% 2nd half: 4-5 80.0% Game: 8-17 47.1%
FT % 1st Half: 6-12 50.0% 2nd half: 11-16 68.8% Game: 17-28 60.7%

Deadball Rebounds 4


Officials: Ron Groover, Brian O'Connell, Rick Randall
Technical fouls: Tulane-None. Oklahoma-None.
Attendance:
Game 4 of the Tire Pros Invitational

Score by periods		1st	2nd	Total
Tulane		35	35	70
Oklahoma		38	51	89

In Paint TLN 24 OU 21
Off T/O 10 7
2nd Chance 7 2
Fast Break 16 6
Bench 22 22

Score tied - 3 times.
Lead changed - 4 times.

Last FG - TLN 2nd-02:42, OU 2nd-00:23.
Largest lead - TLN by 4 1st-07:03, OU by 19 2nd-00:23.
TLN led for 04:26. OU led for 32:12. Game was tied for 03:22.



Official Basketball Box Score -- Game Totals -- Final Statistics

Northern Iowa vs Oklahoma

11/18/16 7:00 PM ET at Orlando, Fla. (HP Field House)

Northern Iowa 73 • 3-0

#	Player	Total		3-Ptr		Rebounds			PF	TP	A	TO	Blk	Stl	Min
		FG	FGA	FG	FGA	FT	FTA	Off Def Tot							
02	Carlson, Clint	f	7-13	4-8	4-5	0	2	2	4	22	3	3	0	1	38
25	Koch, Bennett	f	4-7	0-0	0-0	0	0	0	1	8	0	2	2	0	19
13	McCloud, Juwan	g	1-4	0-1	0-0	0	3	3	1	2	1	1	0	0	15
20	Morgan, Jeremy	g	4-15	2-9	7-8	0	7	7	2	17	4	1	4	7	41
33	Lohaus, Wyatt	g	1-5	1-3	0-0	1	3	4	3	3	1	0	0	0	41
03	Friedman, Ted	g	0-0	0-0	0-0	0	1	1	2	0	0	1	0	0	4
21	Rhodes, Hunter	g	0-2	0-1	0-0	0	0	0	0	0	0	0	0	0	7
23	Ashton, Jordan	g	4-7	3-3	2-3	1	6	7	3	13	2	1	0	1	34
30	Haldeman, Spencer	g	3-7	2-6	0-0	1	4	5	2	8	1	4	0	0	26
Team						2	1	3							
Totals			24-60	12-31	13-16	5	27	32	18	73	12	13	6	10	225

FG % 1st Half: 7-27 25.9% 2nd half: 15-28 53.6% OT: 2-5 40.0% Game: 24-60 40.0%

3FG % 1st Half: 2-12 16.7% 2nd half: 8-15 53.3% OT: 2-4 50.0% Game: 12-31 38.7%

FT % 1st Half: 2-3 66.7% 2nd half: 3-3 100.0 OT: 8-10 80.0% Game: 13-16 81.3%

Deadball Rebounds 3

Oklahoma 67 • 2-1

#	Player	Total		3-Ptr		Rebounds			PF	TP	A	TO	Blk	Stl	Min
		FG	FGA	FG	FGA	FT	FTA	Off Def Tot							
11	Doolittle, Kristian	f	3-5	1-1	6-8	2	3	5	5	13	2	5	0	2	34
12	Lattin, Khadeem	f	3-7	0-0	5-5	5	1	6	4	11	0	3	4	1	26
01	Odomes, Rashard	g	5-11	0-1	1-1	1	6	7	1	11	3	2	0	2	36
03	James, Christian	g	3-8	1-3	2-4	1	6	7	5	9	2	3	0	1	28
10	Woodard, Jordan	g	3-16	3-10	4-4	0	4	4	1	13	2	5	0	3	36
00	Strong-Moore,Darrion	g	0-1	0-1	0-0	0	1	1	3	0	1	3	0	0	15
04	McNeace, Jamuni	g	1-1	0-0	0-0	0	4	4	1	2	0	2	1	0	15
05	Freeman, Matt	g	1-3	1-2	0-0	0	2	2	0	3	2	1	1	0	11
11	Shepherd, Jordan	g	0-0	0-0	0-0	0	0	0	0	0	1	0	0	0	4
20	McGusty, Kameron	g	1-3	1-1	0-0	0	1	1	2	3	0	0	0	0	15
25	Cole, C.J.	g	1-1	0-0	0-0	0	1	1	0	2	0	0	0	0	5
Team						2	2	4							
Totals			21-56	7-19	18-22	11	31	42	22	67	13	24	6	9	225

FG % 1st Half: 12-28 42.9% 2nd half: 6-22 27.3% OT: 3-6 50.0% Game: 21-56 37.5%

3FG % 1st Half: 3-9 33.3% 2nd half: 3-8 37.5% OT: 1-2 50.0% Game: 7-19 36.8%

FT % 1st Half: 4-5 80.0% 2nd half: 13-15 86.7% OT: 1-2 50.0% Game: 18-22 81.8%

Deadball Rebounds 1

Officials: Gerry Pollard, Don Daily, Kipp Kissingner

Technical fouls: Northern Iowa-Carlson, Clint. Oklahoma-None.

Attendance:

2016 Tire ProS Invitational

Score by periods	1st	2nd	OT	Total					
Northern Iowa	18	41	14	73					
Oklahoma	31	28	8	67					

In Paint 22

Off Paint 22

2nd Chance 13

Fast Break 7

Temp Break 2

Bench 21

Points UNI 68

Points OU 67

Last FG - UNI OT-00:45, OU OT-00:09.

Largest lead - UNI by 6 OT-00:01, OU by 18 2nd-17:11.

UNI led for 05:37, OU led for 31:23. Game was tied for 08:00.

Score tied 7 - 12 times.

Lead changed - 5 times.

GAME 15: OKLAHOMA VS. KANSAS

Official Basketball Box Score -- Game Totals -- Final Statistics

Abilene Christian vs Oklahoma

11/25/16 2 p.m. at Norman, Okla. (Lloyd Noble Center)

Abilene Christian 64 • 2-2

		Total		3-Ptr	Rebounds			PF		TP	A TO Blk Stl				Min					
##	Player	FG-FGA	FG-FGA	FT-FTA	Off	Def	Tot				A	TO	Blk	Stl	Min					
01	Lewis, Jaren	f	4-9	0-1	0-2	3	9	12	2	8	1	2	0	1	33					
23	Howell, Hayden	f	1-5	0-0	1-2	1	2	3	5	3	0	3	1	0	20					
00	Franklin, Jaylen	g	5-11	0-2	1-3	0	3	3	1	11	1	2	0	3	21					
04	Crnic, Jovan	g	3-7	3-7	0-0	1	2	3	3	9	1	4	0	2	23					
11	Green, Drake	g	1-3	1-3	1-1	0	1	1	4	4	0	4	0	3	13					
02	Maxwell, B.J.		1-2	1-2	0-0	0	2	2	3	3	0	0	1	0	5					
03	Langston, Diamante		0-0	0-0	0-0	0	0	0	0	0	0	0	0	0	3					
05	Ricks, Payten		2-4	0-0	5-9	1	2	3	3	9	1	1	0	2	19					
10	Tripp, Isaiah		0-2	0-0	0-0	0	2	2	2	0	0	3	0	1	12					
14	Lenox, Trey		0-2	0-1	0-0	1	1	2	2	0	1	0	0	1	24					
15	Farquhar, Hayden		4-7	1-4	0-0	2	3	5	2	9	1	1	0	0	14					
21	Friday, Jalone		3-5	1-2	1-2	0	3	3	5	8	0	2	2	0	13					
Team					1	2	3													
Totals			24-57	7-22	9-19	10	32	42	32	64	6	22	4	13	200					
FG % 1st Half: 13-33		39.4%	2nd half: 11-24		45.8%	Game: 24-57		42.1%	Deadball Rebounds											
3FG % 1st Half: 1-6		16.7%	2nd half: 6-16		37.5%	Game: 7-22		31.8%												
FT % 1st Half: 3-7		42.9%	2nd half: 6-12		50.0%	Game: 9-19		47.4%												

Officials: Paul Janssen, Jeff Malham, Chance Moore

Technical fouls: Abilene Christian-None. Oklahoma-None.

Attendance: 9303

Est. Attendance: 4,451

Score by periods	1st	2nd	Total
Abilene Christian	30	34	64
Oklahoma	26	46	72

Points ACU OU

In Paint 32 20

Off T/O 20 13

2nd Chance 13 6

Fast Break 6 0

Bench 29 21

Last FG - ACU 2nd-00:01, OU 2nd-01:06.

Largest lead - ACU by 10 1st-12:36, OU by 13 2nd-01:06.

ACU led for 18:19. OU led for 16:25. Game was tied for 05:10.

 Official Basketball Box Score -- Game Totals -- Final Statistics Northern Colorado vs Oklahoma 11/29/16 7 p.m. CT at Norman, Okla. (Lloyd Noble Center) Northern Colorado 66 • 2-5 | | | Total | | 3-Ptr | Rebounds | | | PF | | TP | A TO Blk Stl | | | | Min | | | | | | |----------------------|---------------------|--------|-----------------|--------|----------|-------------|-----|-------|-------------------|----|--------------|----|-----|-----|-----|--|--|--|--|--| | ## | Player | FG-FGA | FG-FGA | FT-FTA | Off | Def | Tot | | | | A | TO | Blk | Stl | Min | | | | | | | 10 | SYLLA, Ibrahim | f | 1-5 | 0-0 | 2-2 | 4 | 2 | 6 | 4 | 4 | 1 | 2 | 0 | 1 | 23 | | | | | | | 30 | DOTSON, Jon'te | f | 2-6 | 0-2 | 0-0 | 3 | 3 | 6 | 0 | 4 | 0 | 0 | 0 | 0 | 25 | | | | | | | 00 | DAVIS, Jordan | g | 8-20 | 1-5 | 0-2 | 1 | 1 | 2 | 3 | 17 | 7 | 7 | 0 | 2 | 36 | | | | | | | 03 | MILES, DJ | g | 3-13 | 3-10 | 0-0 | 0 | 3 | 3 | 0 | 9 | 1 | 0 | 0 | 2 | 34 | | | | | | | 12 | RADEBAUGH, Jonah | g | 3-5 | 3-5 | 0-0 | 1 | 3 | 4 | 2 | 9 | 2 | 2 | 0 | 2 | 32 | | | | | | | 02 | CAREY, Kyle | | 2-4 | 0-1 | 0-0 | 0 | 2 | 2 | 1 | 4 | 0 | 1 | 0 | 0 | 9 | | | | | | | 04 | LOOSE, Tyler | | 0-0 | 0-0 | 0-0 | 0 | 0 | 0 | 0 | 0 | 0 | 0 | 0 | 1 | 3 | | | | | | | 05 | RANSON, Mike | | 1-1 | 1-1 | 0-0 | 0 | 0 | 0 | 0 | 3 | 0 | 0 | 0 | 0 | 3 | | | | | | | 13 | GLOTTA, Chaz | | 3-10 | 2-7 | 2-3 | 0 | 1 | 1 | 4 | 10 | 1 | 1 | 0 | 1 | 17 | | | | | | | 21 | VERCELLINO, Roberto | | 0-3 | 0-2 | 0-0 | 1 | 0 | 1 | 0 | 0 | 2 | 1 | 0 | 0 | 6 | | | | | | | 25 | EDWARDS, Kai | | 3-4 | 0-0 | 0-0 | 0 | 5 | 5 | 2 | 6 | 0 | 0 | 0 | 1 | 13 | | | | | | | Team | | | | | 3 | 2 | 5 | | | | | | | | | | | | | | | Totals | | | 26-71 | 10-33 | 4-7 | 13 | 22 | 35 | 16 | 66 | 14 | 15 | 0 | 11 | 201 | | | | | | | FG % 1st Half: 13-35 | | 37.1% | 2nd half: 13-36 | | 36.1% | Game: 26-71 | | 36.6% | Deadball Rebounds | | | | | | | | | | | | | 3FG % 1st Half: 5-18 | | 27.8% | 2nd half: 5-15 | | 33.3% | Game: 10-33 | | 30.3% | | | | | | | | | | | | | | FT % 1st Half: 3-3 | | 100.0 | 2nd half: 1-4 | | 25.0% | Game: 4-7 | | 57.1% | | | | | | | | | | | | | Officials: Mike Stuart, Marques Pettigrew, Brooks Wells Technical fouls: Northern Colorado-Team. Oklahoma-None. Attendance: 7579 Est. Attendance: 3215 | Score by periods | 1st | 2nd | Total | |-------------------|-----|-----|-------| | Northern Colorado | 34 | 32 | 66 | | Oklahoma | 40 | 47 | 87 | Points NC OU In Paint 28 28 Off T/O 17 17 2nd Chance 10 2 Fast Break 16 23 Bench 41 21 Last FG - NC 2nd-00:34, OU 2nd-00:17. Largest lead - NC by 1 1st-18:22, OU by 23 2nd-01:45. NC led for 00:11. OU led for 38:31. Game was tied for 01:18. || Official Basketball Box Score -- Game Totals -- Final Statistics Oklahoma vs Wisconsin 12/03/16 12pm at Kohl Center, Madison, Wis. Oklahoma 70 • 5-2 | | | Total | | 3-Ptr | Rebounds | | | PF | | TP | A TO Blk Stl | | | | Min | | | | | | |----------------------|----------------------|--------|-----------------|--------|----------|-------------|-----|-------|-------------------|----|--------------|----|-----|-----|-----|--|--|--|--|--| | ## | Player | FG-FGA | FG-FGA | FT-FTA | Off | Def | Tot | | | | A | TO | Blk | Stl | Min | | | | | | | 05 | Freeman, Matt | f | 0-4 | 0-4 | 0-0 | 1 | 1 | 2 | 2 | 0 | 0 | 2 | 0 | 0 | 13 | | | | | | | 12 | Lattin, Khadeem | f | 2-5 | 0-0 | 5-5 | 3 | 4 | 7 | 4 | 9 | 0 | 2 | 0 | 1 | 31 | | | | | | | 01 | Odomes, Rashard | g | 7-10 | 0-0 | 3-5 | 0 | 1 | 1 | 2 | 17 | 1 | 1 | 0 | 0 | 25 | | | | | | | 03 | James, Christian | g | 5-8 | 1-1 | 0-1 | 0 | 4 | 4 | 11 | 1 | 3 | 1 | 0 | 0 | 28 | | | | | | | 10 | Woodard, Jordan | g | 3-9 | 3-4 | 0-0 | 0 | 5 | 5 | 1 | 9 | 1 | 1 | 0 | 0 | 25 | | | | | | | 00 | Strong-Moore,Darrion | | 3-5 | 1-3 | 0-0 | 0 | 0 | 0 | 1 | 7 | 1 | 1 | 0 | 0 | 27 | | | | | | | 04 | McNeace, Jamuni | | 0-1 | 0-0 | 0-0 | 1 | 1 | 2 | 0 | 0 | 0 | 0 | 1 | 0 | 8 | | | | | | | 11 | Doolittle, Kristian | | 1-2 | 0-0 | 2-2 | 0 | 3 | 3 | 2 | 4 | 0 | 4 | 0 | 0 | 15 | | | | | | | 13 | Shepherd, Jordan | | 0-1 | 0-0 | 0-0 | 0 | 0 | 0 | 0 | 0 | 0 | 0 | 0 | 0 | 3 | | | | | | | 20 | McGusty, Kameron | | 4-4 | 1-1 | 2-2 | 0 | 1 | 1 | 1 | 11 | 0 | 2 | 0 | 0 | 12 | | | | | | | 21 | Buford, Dante | | 0-2 | 0-1 | 2-2 | 0 | 1 | 1 | 3 | 2 | 0 | 0 | 1 | 0 | 12 | | | | | | | 25 | Cole, C.J. | | 0-0 | 0-0 | 0-0 | 0 | 0 | 0 | 0 | 0 | 0 | 0 | 0 | 0 | 1 | | | | | | | Team | | | | | 1 | 2 | 3 | | | | | | | | | | | | | | | Totals | | | 25-51 | 6-14 | 14-17 | 6 | 23 | 29 | 20 | 70 | 4 | 16 | 3 | 1 | 200 | | | | | | | FG % 1st Half: 14-28 | | 50.0% | 2nd half: 11-23 | | 47.8% | Game: 25-51 | | 49.0% | Deadball Rebounds | | | | | | | | | | | | | 3FG % 1st Half: 5-8 | | 62.5% | 2nd half: 1-6 | | 16.7% | Game: 6-14 | | 42.9% | | | | | | | | | | | | | | FT % 1st Half: 7-7 | | 100.0 | 2nd half: 7-10 | | 70.0% | Game: 14-17 | | 82.4% | | | | | | | | | | | | | Officials: Mike Eades, Chris Beaver, Earl Walton Technical fouls: Oklahoma-None. Wisconsin-None. Attendance: 17278 | Score by periods | 1st | 2nd | Total | |------------------|-----|-----|-------| | Oklahoma | 40 | 30 | 70 | | Wisconsin | 37 | 53 | 90 | Points OU WIS In Paint 24 24 Off T/O 4 7 2nd Chance 10 2 Fast Break 6 24 Bench 24 20 Last FG - OU 2nd-02:47, WIS 2nd-00:29. Largest lead - OU by 8 1st-04:55, WIS by 20 2nd-00:29. OU led for 22:05. WIS led for 15:00. Game was tied for 05:25. | Official Basketball Box Score -- Game Totals -- Final Statistics Oral Roberts vs Oklahoma 12/7/16 7 p.m. CT at Norman, Okla. (Lloyd Noble Center) Oral Roberts 66 • 1-8 | | | Total | | 3-Ptr | Rebounds | | | PF | | TP | A TO Blk Stl | | | | Min | | | | | | |----------------------|-------------------|--------|-----------------|--------|----------|-------------|-----|-------|-------------------|----|--------------|----|-----|-----|-----|--|--|--|--|--| | ## | Player | FG-FGA | FG-FGA | FT-FTA | Off | Def | Tot | | | | A | TO | Blk | Stl | Min | | | | | | | 23 | Nzekwesi,Emmanuel | f | 3-6 | 0-1 | 1-2 | 1 | 2 | 3 | 2 | 7 | 1 | 3 | 0 | 1 | 33 | | | | | | | 44 | Owens,Albert | c | 1-3 | 0-0 | 0-2 | 0 | 2 | 2 | 2 | 3 | 2 | 3 | 1 | 0 | 17 | | | | | | | 01 | Martin,Kris | g | 7-15 | 5-10 | 0-1 | 0 | 5 | 5 | 2 | 19 | 0 | 2 | 0 | 1 | 34 | | | | | | | 10 | Bradley,Jalen | g | 8-14 | 2-5 | 1-1 | 0 | 4 | 4 | 1 | 19 | 6 | 5 | 0 | 3 | 33 | | | | | | | 13 | Anderson,Aaron | g | 1-5 | 1-3 | 2-4 | 1 | 1 | 2 | 1 | 5 | 2 | 3 | 0 | 1 | 23 | | | | | | | 00 | Young,Aaron | | 1-6 | 1-4 | 0-0 | 0 | 2 | 2 | 0 | 3 | 0 | 0 | 0 | 0 | 18 | | | | | | | 03 | Harris,Jontray | | 1-1 | 1-1 | 2-2 | 0 | 2 | 2 | 1 | 5 | 1 | 2 | 0 | 0 | 11 | | | | | | | 33 | Harris,Darian | | 0-0 | 0-0 | 0-0 | 0 | 0 | 0 | 1 | 0 | 0 | 0 | 0 | 0 | 2 | | | | | | | 52 | Miller,Chris | | 3-7 | 0-0 | 0-0 | 3 | 3 | 6 | 0 | 6 | 0 | 2 | 0 | 0 | 29 | | | | | | | Team | | | | | 2 | 1 | 3 | | | | | | | | | | | | | | | Totals | | | 25-57 | 10-24 | 6-12 | 7 | 22 | 29 | 11 | 66 | 12 | 20 | 1 | 6 | 200 | | | | | | | FG % 1st Half: 11-29 | | 37.9% | 2nd half: 14-28 | | 50.0% | Game: 25-57 | | 43.9% | Deadball Rebounds | | | | | | | | | | | | | 3FG % 1st Half: 4-13 | | 30.8% | 2nd half: 6-11 | | 54.5% | Game: 10-24 | | 41.7% | | | | | | | | | | | | | | FT % 1st Half: 1-2 | | 50.0% | 2nd half: 5-10 | | 50.0% | Game: 6-12 | | 50.0% | | | | | | | | | | | | | Officials: Ray Natili, Michael Greenstein, Rodrick Dixon Technical fouls: Oral Roberts-None. Oklahoma-None. Attendance: 8034 Est. Attendance: 3835 | Score by periods | 1st | 2nd | Total | |------------------|-----|-----|-------| | Oral Roberts | 27 | 39 | 66 | | Oklahoma | 43 | 49 | 92 | Points ORU OU In Paint 24 30 Off T/O 12 30 2nd Chance 8 8 Fast Break 7 8 Bench 14 39 Last FG - ORU 2nd-01:20, OU 2nd-01:33. Largest lead - ORU by 2 1st-19:02, OU by 28 2nd-01:33. ORU led for 00:49. OU led for 37:10. Game was tied for 02:00. |

GAME 15: OKLAHOMA VS. KANSAS

Official Basketball Box Score -- Game Totals -- Final Statistics															Official Basketball Box Score -- Game Totals -- Final Statistics																																																																																																																																																																																																																																																																																																																																																																																																																																																																	
Wichita State vs Oklahoma															Memphis vs Oklahoma																																																																																																																																																																																																																																																																																																																																																																																																																																																																	
12/10/16 3:00 pm at Chesapeake Energy Arena - Oklahoma City															12/17/16 11:30 am CT at Norman, Okla. (Lloyd Noble Center)																																																																																																																																																																																																																																																																																																																																																																																																																																																																	
Wichita State 76 • 9-2															Memphis 99 • 8-3																																																																																																																																																																																																																																																																																																																																																																																																																																																																	
<table><tr><th>#</th><th>Player</th><th>Total FG-FGA</th><th>3-Ptr FG-FGA</th><th>FT-FTA</th><th colspan="3">Rebounds</th><th>PF</th><th>TP</th><th>A</th><th>T</th><th>Blk</th><th>Stl</th><th>Min</th></tr><tr><td>21</td><td>WILLIS, Darral</td><td>f</td><td>4-7</td><td>0-0</td><td>4-6</td><td>2</td><td>5</td><td>7</td><td>3</td><td>12</td><td>0</td><td>2</td><td>0</td><td>23</td></tr><tr><td>32</td><td>McDUFFIE, Markis</td><td>f</td><td>2-10</td><td>1-3</td><td>0-1</td><td>4</td><td>4</td><td>8</td><td>1</td><td>5</td><td>1</td><td>2</td><td>0</td><td>1</td></tr><tr><td>20</td><td>NURGER, Rauno</td><td>c</td><td>0-2</td><td>0-2</td><td>0-0</td><td>0</td><td>2</td><td>2</td><td>2</td><td>0</td><td>0</td><td>0</td><td>0</td><td>7</td></tr><tr><td>02</td><td>SMITH, Daishon</td><td>g</td><td>3-5</td><td>1-2</td><td>6-6</td><td>0</td><td>3</td><td>3</td><td>4</td><td>13</td><td>6</td><td>2</td><td>0</td><td>2</td></tr><tr><td>11</td><td>SHAMET, Landry</td><td>g</td><td>3-10</td><td>0-5</td><td>0-0</td><td>0</td><td>4</td><td>4</td><td>2</td><td>6</td><td>3</td><td>2</td><td>0</td><td>27</td></tr><tr><td>00</td><td>KELLY, Rashard</td><td></td><td>1-5</td><td>0-1</td><td>0-0</td><td>2</td><td>1</td><td>3</td><td>0</td><td>2</td><td>0</td><td>2</td><td>0</td><td>1</td></tr><tr><td>01</td><td>BROWN, Zach</td><td></td><td>4-6</td><td>3-4</td><td>6-6</td><td>0</td><td>4</td><td>4</td><td>2</td><td>17</td><td>0</td><td>0</td><td>2</td><td>0</td></tr><tr><td>12</td><td>REAVES, Austin</td><td></td><td>3-5</td><td>2-4</td><td>0-0</td><td>0</td><td>2</td><td>2</td><td>4</td><td>8</td><td>2</td><td>1</td><td>0</td><td>0</td></tr><tr><td>24</td><td>MORRIS, Shaquille</td><td></td><td>3-6</td><td>0-0</td><td>1-2</td><td>0</td><td>6</td><td>6</td><td>2</td><td>7</td><td>2</td><td>0</td><td>5</td><td>0</td></tr><tr><td>33</td><td>FRANKAMP, Conner</td><td></td><td>2-7</td><td>2-7</td><td>0-2</td><td>0</td><td>1</td><td>1</td><td>3</td><td>6</td><td>2</td><td>1</td><td>0</td><td>0</td></tr><tr><td colspan="2">Team</td><td></td><td></td><td></td><td></td><td>3</td><td>0</td><td>3</td><td></td><td></td><td></td><td></td><td></td><td></td></tr><tr><td colspan="2">Totals</td><td></td><td>25-63</td><td>9-28</td><td>17-23</td><td>11</td><td>32</td><td>43</td><td>23</td><td>76</td><td>16</td><td>12</td><td>7</td><td>4</td></tr></table> <div>FG % 1st Half: 14-29 48.3% 2nd half: 11-34 32.4% Game: 25-63 39.7% 3FG % 1st Half: 5-15 33.3% 2nd half: 4-13 30.8% Game: 9-28 32.1% FT % 1st Half: 4-5 80.0% 2nd half: 13-18 72.2% Game: 17-23 73.9%</div> <div>Deadball Rebounds 3</div>															#	Player	Total FG-FGA	3-Ptr FG-FGA	FT-FTA	Rebounds			PF	TP	A	T	Blk	Stl	Min	21	WILLIS, Darral	f	4-7	0-0	4-6	2	5	7	3	12	0	2	0	23	32	McDUFFIE, Markis	f	2-10	1-3	0-1	4	4	8	1	5	1	2	0	1	20	NURGER, Rauno	c	0-2	0-2	0-0	0	2	2	2	0	0	0	0	7	02	SMITH, Daishon	g	3-5	1-2	6-6	0	3	3	4	13	6	2	0	2	11	SHAMET, Landry	g	3-10	0-5	0-0	0	4	4	2	6	3	2	0	27	00	KELLY, Rashard		1-5	0-1	0-0	2	1	3	0	2	0	2	0	1	01	BROWN, Zach		4-6	3-4	6-6	0	4	4	2	17	0	0	2	0	12	REAVES, Austin		3-5	2-4	0-0	0	2	2	4	8	2	1	0	0	24	MORRIS, Shaquille		3-6	0-0	1-2	0	6	6	2	7	2	0	5	0	33	FRANKAMP, Conner		2-7	2-7	0-2	0	1	1	3	6	2	1	0	0	Team						3	0	3							Totals			25-63	9-28	17-23	11	32	43	23	76	16	12	7	4	<table><tr><th>#</th><th>Player</th><th>Total FG-FGA</th><th>3-Ptr FG-FGA</th><th>FT-FTA</th><th colspan="3">Rebounds</th><th>PF</th><th>TP</th><th>A</th><th>T</th><th>Blk</th><th>Stl</th><th>Min</th></tr><tr><td>01</td><td>LAWSON, Dedric</td><td>f</td><td>10-17</td><td>1-3</td><td>5-5</td><td>4</td><td>8</td><td>12</td><td>2</td><td>26</td><td>4</td><td>2</td><td>3</td><td>2</td></tr><tr><td>15</td><td>RYKHOEK, Chad</td><td>f</td><td>0-1</td><td>0-0</td><td>1-2</td><td>0</td><td>1</td><td>1</td><td>1</td><td>1</td><td>1</td><td>0</td><td>0</td><td>1</td></tr><tr><td>00</td><td>LAWSON, KJ</td><td>g</td><td>7-12</td><td>1-2</td><td>4-4</td><td>3</td><td>10</td><td>13</td><td>5</td><td>19</td><td>1</td><td>4</td><td>0</td><td>1</td></tr><tr><td>03</td><td>MARTIN, Jeremiah</td><td>g</td><td>6-10</td><td>3-6</td><td>10-12</td><td>1</td><td>1</td><td>2</td><td>1</td><td>25</td><td>3</td><td>1</td><td>0</td><td>2</td></tr><tr><td>05</td><td>CRAWFORD, Markel</td><td>g</td><td>6-8</td><td>0-0</td><td>8-9</td><td>0</td><td>4</td><td>4</td><td>2</td><td>20</td><td>1</td><td>4</td><td>0</td><td>40</td></tr><tr><td>02</td><td>RIVERS, Jimario</td><td></td><td>4-5</td><td>0-0</td><td>0-0</td><td>0</td><td>1</td><td>1</td><td>3</td><td>8</td><td>0</td><td>0</td><td>1</td><td>0</td></tr><tr><td>10</td><td>KESSEE, Christian</td><td></td><td>0-0</td><td>0-0</td><td>0-0</td><td>0</td><td>0</td><td>0</td><td>1</td><td>0</td><td>0</td><td>2</td><td>0</td><td>0</td></tr><tr><td>12</td><td>RANDALL, Craig</td><td></td><td>0-5</td><td>0-5</td><td>0-0</td><td>0</td><td>0</td><td>0</td><td>2</td><td>0</td><td>1</td><td>0</td><td>0</td><td>2</td></tr><tr><td colspan="2">Team</td><td></td><td></td><td></td><td></td><td>0</td><td>2</td><td>2</td><td></td><td></td><td></td><td></td><td></td><td></td></tr><tr><td colspan="2">Totals</td><td></td><td>33-58</td><td>5-16</td><td>28-32</td><td>8</td><td>27</td><td>35</td><td>17</td><td>99</td><td>11</td><td>13</td><td>4</td><td>8</td></tr></table> <div>FG % 1st Half: 13-25 52.0% 2nd half: 15-25 60.0% OT: 5-8 62.5% Game: 33-58 56.9% 3FG % 1st Half: 3-8 37.5% 2nd half: 2-8 25.0% OT: 0-0 0.0% Game: 5-16 31.3% FT % 1st Half: 9-11 81.8% 2nd half: 14-16 87.5% OT: 5-5 100.0 Game: 28-32 87.5%</div> <div>Deadball Rebounds 2</div>															#	Player	Total FG-FGA	3-Ptr FG-FGA	FT-FTA	Rebounds			PF	TP	A	T	Blk	Stl	Min	01	LAWSON, Dedric	f	10-17	1-3	5-5	4	8	12	2	26	4	2	3	2	15	RYKHOEK, Chad	f	0-1	0-0	1-2	0	1	1	1	1	1	0	0	1	00	LAWSON, KJ	g	7-12	1-2	4-4	3	10	13	5	19	1	4	0	1	03	MARTIN, Jeremiah	g	6-10	3-6	10-12	1	1	2	1	25	3	1	0	2	05	CRAWFORD, Markel	g	6-8	0-0	8-9	0	4	4	2	20	1	4	0	40	02	RIVERS, Jimario		4-5	0-0	0-0	0	1	1	3	8	0	0	1	0	10	KESSEE, Christian		0-0	0-0	0-0	0	0	0	1	0	0	2	0	0	12	RANDALL, Craig		0-5	0-5	0-0	0	0	0	2	0	1	0	0	2	Team						0	2	2							Totals			33-58	5-16	28-32	8	27	35	17	99	11	13	4	8																																																																											
#	Player	Total FG-FGA	3-Ptr FG-FGA	FT-FTA	Rebounds			PF	TP	A	T	Blk	Stl	Min																																																																																																																																																																																																																																																																																																																																																																																																																																																																		
21	WILLIS, Darral	f	4-7	0-0	4-6	2	5	7	3	12	0	2	0	23																																																																																																																																																																																																																																																																																																																																																																																																																																																																		
32	McDUFFIE, Markis	f	2-10	1-3	0-1	4	4	8	1	5	1	2	0	1																																																																																																																																																																																																																																																																																																																																																																																																																																																																		
20	NURGER, Rauno	c	0-2	0-2	0-0	0	2	2	2	0	0	0	0	7																																																																																																																																																																																																																																																																																																																																																																																																																																																																		
02	SMITH, Daishon	g	3-5	1-2	6-6	0	3	3	4	13	6	2	0	2																																																																																																																																																																																																																																																																																																																																																																																																																																																																		
11	SHAMET, Landry	g	3-10	0-5	0-0	0	4	4	2	6	3	2	0	27																																																																																																																																																																																																																																																																																																																																																																																																																																																																		
00	KELLY, Rashard		1-5	0-1	0-0	2	1	3	0	2	0	2	0	1																																																																																																																																																																																																																																																																																																																																																																																																																																																																		
01	BROWN, Zach		4-6	3-4	6-6	0	4	4	2	17	0	0	2	0																																																																																																																																																																																																																																																																																																																																																																																																																																																																		
12	REAVES, Austin		3-5	2-4	0-0	0	2	2	4	8	2	1	0	0																																																																																																																																																																																																																																																																																																																																																																																																																																																																		
24	MORRIS, Shaquille		3-6	0-0	1-2	0	6	6	2	7	2	0	5	0																																																																																																																																																																																																																																																																																																																																																																																																																																																																		
33	FRANKAMP, Conner		2-7	2-7	0-2	0	1	1	3	6	2	1	0	0																																																																																																																																																																																																																																																																																																																																																																																																																																																																		
Team						3	0	3																																																																																																																																																																																																																																																																																																																																																																																																																																																																								
Totals			25-63	9-28	17-23	11	32	43	23	76	16	12	7	4																																																																																																																																																																																																																																																																																																																																																																																																																																																																		
#	Player	Total FG-FGA	3-Ptr FG-FGA	FT-FTA	Rebounds			PF	TP	A	T	Blk	Stl	Min																																																																																																																																																																																																																																																																																																																																																																																																																																																																		
01	LAWSON, Dedric	f	10-17	1-3	5-5	4	8	12	2	26	4	2	3	2																																																																																																																																																																																																																																																																																																																																																																																																																																																																		
15	RYKHOEK, Chad	f	0-1	0-0	1-2	0	1	1	1	1	1	0	0	1																																																																																																																																																																																																																																																																																																																																																																																																																																																																		
00	LAWSON, KJ	g	7-12	1-2	4-4	3	10	13	5	19	1	4	0	1																																																																																																																																																																																																																																																																																																																																																																																																																																																																		
03	MARTIN, Jeremiah	g	6-10	3-6	10-12	1	1	2	1	25	3	1	0	2																																																																																																																																																																																																																																																																																																																																																																																																																																																																		
05	CRAWFORD, Markel	g	6-8	0-0	8-9	0	4	4	2	20	1	4	0	40																																																																																																																																																																																																																																																																																																																																																																																																																																																																		
02	RIVERS, Jimario		4-5	0-0	0-0	0	1	1	3	8	0	0	1	0																																																																																																																																																																																																																																																																																																																																																																																																																																																																		
10	KESSEE, Christian		0-0	0-0	0-0	0	0	0	1	0	0	2	0	0																																																																																																																																																																																																																																																																																																																																																																																																																																																																		
12	RANDALL, Craig		0-5	0-5	0-0	0	0	0	2	0	1	0	0	2																																																																																																																																																																																																																																																																																																																																																																																																																																																																		
Team						0	2	2																																																																																																																																																																																																																																																																																																																																																																																																																																																																								
Totals			33-58	5-16	28-32	8	27	35	17	99	11	13	4	8																																																																																																																																																																																																																																																																																																																																																																																																																																																																		
Oklahoma 73 • 6-3															Oklahoma 94 • 6-4																																																																																																																																																																																																																																																																																																																																																																																																																																																																	
<table><tr><th>#</th><th>Player</th><th>Total FG-FGA</th><th>3-Ptr FG-FGA</th><th>FT-FTA</th><th colspan="3">Rebounds</th><th>PF</th><th>TP</th><th>A</th><th>T</th><th>Blk</th><th>Stl</th><th>Min</th></tr><tr><td>12</td><td>Lattin, Khadeem</td><td>f</td><td>0-3</td><td>0-0</td><td>3-4</td><td>1</td><td>7</td><td>8</td><td>2</td><td>3</td><td>0</td><td>0</td><td>4</td><td>2</td></tr><tr><td>21</td><td>Buford, Dante</td><td>f</td><td>2-5</td><td>0-2</td><td>0-0</td><td>1</td><td>0</td><td>1</td><td>2</td><td>4</td><td>1</td><td>2</td><td>1</td><td>0</td></tr><tr><td>01</td><td>Odomes, Rashard</td><td>g</td><td>3-8</td><td>0-0</td><td>4-6</td><td>1</td><td>1</td><td>2</td><td>3</td><td>10</td><td>1</td><td>1</td><td>0</td><td>1</td></tr><tr><td>03</td><td>James, Christian</td><td>g</td><td>3-17</td><td>1-5</td><td>8-10</td><td>4</td><td>2</td><td>6</td><td>5</td><td>15</td><td>0</td><td>2</td><td>1</td><td>2</td></tr><tr><td>10</td><td>Woodard, Jordan</td><td>g</td><td>7-17</td><td>4-9</td><td>10-10</td><td>0</td><td>7</td><td>7</td><td>4</td><td>28</td><td>4</td><td>2</td><td>0</td><td>2</td></tr><tr><td>00</td><td>Strong-Moore,Darrion</td><td></td><td>0-5</td><td>0-3</td><td>0-1</td><td>1</td><td>1</td><td>2</td><td>1</td><td>0</td><td>5</td><td>2</td><td>0</td><td>0</td></tr><tr><td>04</td><td>McNeace, Jamuni</td><td></td><td>1-1</td><td>0-0</td><td>0-0</td><td>1</td><td>3</td><td>4</td><td>2</td><td>2</td><td>0</td><td>1</td><td>2</td><td>0</td></tr><tr><td>05</td><td>Freeman, Matt</td><td></td><td>1-3</td><td>1-2</td><td>0-0</td><td>0</td><td>0</td><td>0</td><td>3</td><td>3</td><td>0</td><td>0</td><td>0</td><td>0</td></tr><tr><td>11</td><td>Doolittle, Kristian</td><td></td><td>3-6</td><td>0-0</td><td>2-3</td><td>1</td><td>4</td><td>5</td><td>1</td><td>8</td><td>0</td><td>0</td><td>1</td><td>1</td></tr><tr><td>13</td><td>Shepherd, Jordan</td><td></td><td>0-0</td><td>0-0</td><td>0-0</td><td>0</td><td>0</td><td>0</td><td>0</td><td>0</td><td>0</td><td>0</td><td>0</td><td>0</td></tr><tr><td>20</td><td>McGusty, Kameron</td><td></td><td>0-0</td><td>0-0</td><td>0-0</td><td>0</td><td>0</td><td>0</td><td>0</td><td>0</td><td>0</td><td>0</td><td>0</td><td>1</td></tr><tr><td colspan="2">Team</td><td></td><td></td><td></td><td></td><td>6</td><td>5</td><td>11</td><td></td><td></td><td></td><td></td><td></td><td></td></tr><tr><td colspan="2">Totals</td><td></td><td>20-65</td><td>6-21</td><td>27-34</td><td>16</td><td>30</td><td>46</td><td>23</td><td>73</td><td>11</td><td>10</td><td>9</td><td>8</td></tr></table> <div>FG % 1st Half: 11-35 31.4% 2nd half: 9-30 30.0% Game: 20-65 30.8% 3FG % 1st Half: 3-14 21.4% 2nd half: 3-7 42.9% Game: 6-21 28.6% FT % 1st Half: 14-16 87.5% 2nd half: 13-18 72.2% Game: 27-34 79.4%</div> <div>Deadball Rebounds 4</div>															#	Player	Total FG-FGA	3-Ptr FG-FGA	FT-FTA	Rebounds			PF	TP	A	T	Blk	Stl	Min	12	Lattin, Khadeem	f	0-3	0-0	3-4	1	7	8	2	3	0	0	4	2	21	Buford, Dante	f	2-5	0-2	0-0	1	0	1	2	4	1	2	1	0	01	Odomes, Rashard	g	3-8	0-0	4-6	1	1	2	3	10	1	1	0	1	03	James, Christian	g	3-17	1-5	8-10	4	2	6	5	15	0	2	1	2	10	Woodard, Jordan	g	7-17	4-9	10-10	0	7	7	4	28	4	2	0	2	00	Strong-Moore,Darrion		0-5	0-3	0-1	1	1	2	1	0	5	2	0	0	04	McNeace, Jamuni		1-1	0-0	0-0	1	3	4	2	2	0	1	2	0	05	Freeman, Matt		1-3	1-2	0-0	0	0	0	3	3	0	0	0	0	11	Doolittle, Kristian		3-6	0-0	2-3	1	4	5	1	8	0	0	1	1	13	Shepherd, Jordan		0-0	0-0	0-0	0	0	0	0	0	0	0	0	0	20	McGusty, Kameron		0-0	0-0	0-0	0	0	0	0	0	0	0	0	1	Team						6	5	11							Totals			20-65	6-21	27-34	16	30	46	23	73	11	10	9	8	<table><tr><th>#</th><th>Player</th><th>Total FG-FGA</th><th>3-Ptr FG-FGA</th><th>FT-FTA</th><th colspan="3">Rebounds</th><th>PF</th><th>TP</th><th>A</th><th>T</th><th>Blk</th><th>Stl</th><th>Min</th></tr><tr><td>11</td><td>Doolittle, Kristian</td><td>f</td><td>0-5</td><td>0-1</td><td>1-2</td><td>0</td><td>2</td><td>2</td><td>2</td><td>1</td><td>2</td><td>0</td><td>0</td><td>0</td></tr><tr><td>12</td><td>Lattin, Khadeem</td><td>f</td><td>2-3</td><td>0-0</td><td>0-0</td><td>0</td><td>1</td><td>1</td><td>3</td><td>4</td><td>0</td><td>1</td><td>0</td><td>2</td></tr><tr><td>01</td><td>Odomes, Rashard</td><td>g</td><td>2-6</td><td>0-0</td><td>5-6</td><td>4</td><td>1</td><td>5</td><td>4</td><td>9</td><td>3</td><td>1</td><td>0</td><td>1</td></tr><tr><td>10</td><td>Woodard, Jordan</td><td>g</td><td>9-18</td><td>4-9</td><td>0-1</td><td>2</td><td>2</td><td>4</td><td>3</td><td>22</td><td>1</td><td>0</td><td>1</td><td>3</td></tr><tr><td>13</td><td>Shepherd, Jordan</td><td>g</td><td>6-14</td><td>2-4</td><td>4-4</td><td>1</td><td>1</td><td>2</td><td>2</td><td>18</td><td>2</td><td>0</td><td>1</td><td>1</td></tr><tr><td>00</td><td>Strong-Moore,Darrion</td><td></td><td>1-2</td><td>0-1</td><td>0-0</td><td>1</td><td>1</td><td>2</td><td>0</td><td>2</td><td>1</td><td>2</td><td>0</td><td>0</td></tr><tr><td>03</td><td>James, Christian</td><td></td><td>6-10</td><td>3-5</td><td>0-0</td><td>2</td><td>5</td><td>7</td><td>5</td><td>15</td><td>1</td><td>2</td><td>0</td><td>1</td></tr><tr><td>04</td><td>McNeace, Jamuni</td><td></td><td>6-8</td><td>0-0</td><td>1-2</td><td>4</td><td>5</td><td>9</td><td>3</td><td>13</td><td>1</td><td>2</td><td>1</td><td>1</td></tr><tr><td>05</td><td>Freeman, Matt</td><td></td><td>0-1</td><td>0-0</td><td>0-0</td><td>0</td><td>0</td><td>0</td><td>0</td><td>0</td><td>0</td><td>0</td><td>0</td><td>0</td></tr><tr><td>20</td><td>McGusty, Kameron</td><td></td><td>0-1</td><td>0-1</td><td>0-0</td><td>0</td><td>0</td><td>0</td><td>0</td><td>0</td><td>1</td><td>0</td><td>0</td><td>0</td></tr><tr><td>21</td><td>Buford, Dante</td><td></td><td>3-5</td><td>3-5</td><td>1-2</td><td>0</td><td>0</td><td>0</td><td>0</td><td>10</td><td>0</td><td>2</td><td>0</td><td>0</td></tr><tr><td>25</td><td>Cole, C.J.</td><td></td><td>0-0</td><td>0-0</td><td>0-0</td><td>0</td><td>0</td><td>0</td><td>0</td><td>0</td><td>0</td><td>0</td><td>0</td><td>0</td></tr><tr><td colspan="2">Team</td><td></td><td></td><td></td><td></td><td>1</td><td>1</td><td>2</td><td></td><td></td><td></td><td></td><td></td><td></td></tr><tr><td colspan="2">Totals</td><td></td><td>35-73</td><td>12-26</td><td>12-17</td><td>15</td><td>19</td><td>34</td><td>22</td><td>94</td><td>12</td><td>10</td><td>3</td><td>7</td></tr></table> <div>FG % 1st Half: 19-34 55.9% 2nd half: 14-30 46.7% OT: 2-9 22.2% Game: 35-73 47.9% 3FG % 1st Half: 6-11 54.5% 2nd half: 5-12 41.7% OT: 1-3 33.3% Game: 12-26 46.2% FT % 1st Half: 3-5 60.0% 2nd half: 4-6 66.7% OT: 5-6 83.3% Game: 12-17 70.6%</div> <div>Deadball Rebounds 1</div>															#	Player	Total FG-FGA	3-Ptr FG-FGA	FT-FTA	Rebounds			PF	TP	A	T	Blk	Stl	Min	11	Doolittle, Kristian	f	0-5	0-1	1-2	0	2	2	2	1	2	0	0	0	12	Lattin, Khadeem	f	2-3	0-0	0-0	0	1	1	3	4	0	1	0	2	01	Odomes, Rashard	g	2-6	0-0	5-6	4	1	5	4	9	3	1	0	1	10	Woodard, Jordan	g	9-18	4-9	0-1	2	2	4	3	22	1	0	1	3	13	Shepherd, Jordan	g	6-14	2-4	4-4	1	1	2	2	18	2	0	1	1	00	Strong-Moore,Darrion		1-2	0-1	0-0	1	1	2	0	2	1	2	0	0	03	James, Christian		6-10	3-5	0-0	2	5	7	5	15	1	2	0	1	04	McNeace, Jamuni		6-8	0-0	1-2	4	5	9	3	13	1	2	1	1	05	Freeman, Matt		0-1	0-0	0-0	0	0	0	0	0	0	0	0	0	20	McGusty, Kameron		0-1	0-1	0-0	0	0	0	0	0	1	0	0	0	21	Buford, Dante		3-5	3-5	1-2	0	0	0	0	10	0	2	0	0	25	Cole, C.J.		0-0	0-0	0-0	0	0	0	0	0	0	0	0	0	Team						1	1	2							Totals			35-73	12-26	12-17	15	19	34	22	94	12	10	3	7
#	Player	Total FG-FGA	3-Ptr FG-FGA	FT-FTA	Rebounds			PF	TP	A	T	Blk	Stl	Min																																																																																																																																																																																																																																																																																																																																																																																																																																																																		
12	Lattin, Khadeem	f	0-3	0-0	3-4	1	7	8	2	3	0	0	4	2																																																																																																																																																																																																																																																																																																																																																																																																																																																																		
21	Buford, Dante	f	2-5	0-2	0-0	1	0	1	2	4	1	2	1	0																																																																																																																																																																																																																																																																																																																																																																																																																																																																		
01	Odomes, Rashard	g	3-8	0-0	4-6	1	1	2	3	10	1	1	0	1																																																																																																																																																																																																																																																																																																																																																																																																																																																																		
03	James, Christian	g	3-17	1-5	8-10	4	2	6	5	15	0	2	1	2																																																																																																																																																																																																																																																																																																																																																																																																																																																																		
10	Woodard, Jordan	g	7-17	4-9	10-10	0	7	7	4	28	4	2	0	2																																																																																																																																																																																																																																																																																																																																																																																																																																																																		
00	Strong-Moore,Darrion		0-5	0-3	0-1	1	1	2	1	0	5	2	0	0																																																																																																																																																																																																																																																																																																																																																																																																																																																																		
04	McNeace, Jamuni		1-1	0-0	0-0	1	3	4	2	2	0	1	2	0																																																																																																																																																																																																																																																																																																																																																																																																																																																																		
05	Freeman, Matt		1-3	1-2	0-0	0	0	0	3	3	0	0	0	0																																																																																																																																																																																																																																																																																																																																																																																																																																																																		
11	Doolittle, Kristian		3-6	0-0	2-3	1	4	5	1	8	0	0	1	1																																																																																																																																																																																																																																																																																																																																																																																																																																																																		
13	Shepherd, Jordan		0-0	0-0	0-0	0	0	0	0	0	0	0	0	0																																																																																																																																																																																																																																																																																																																																																																																																																																																																		
20	McGusty, Kameron		0-0	0-0	0-0	0	0	0	0	0	0	0	0	1																																																																																																																																																																																																																																																																																																																																																																																																																																																																		
Team						6	5	11																																																																																																																																																																																																																																																																																																																																																																																																																																																																								
Totals			20-65	6-21	27-34	16	30	46	23	73	11	10	9	8																																																																																																																																																																																																																																																																																																																																																																																																																																																																		
#	Player	Total FG-FGA	3-Ptr FG-FGA	FT-FTA	Rebounds			PF	TP	A	T	Blk	Stl	Min																																																																																																																																																																																																																																																																																																																																																																																																																																																																		
11	Doolittle, Kristian	f	0-5	0-1	1-2	0	2	2	2	1	2	0	0	0																																																																																																																																																																																																																																																																																																																																																																																																																																																																		
12	Lattin, Khadeem	f	2-3	0-0	0-0	0	1	1	3	4	0	1	0	2																																																																																																																																																																																																																																																																																																																																																																																																																																																																		
01	Odomes, Rashard	g	2-6	0-0	5-6	4	1	5	4	9	3	1	0	1																																																																																																																																																																																																																																																																																																																																																																																																																																																																		
10	Woodard, Jordan	g	9-18	4-9	0-1	2	2	4	3	22	1	0	1	3																																																																																																																																																																																																																																																																																																																																																																																																																																																																		
13	Shepherd, Jordan	g	6-14	2-4	4-4	1	1	2	2	18	2	0	1	1																																																																																																																																																																																																																																																																																																																																																																																																																																																																		
00	Strong-Moore,Darrion		1-2	0-1	0-0	1	1	2	0	2	1	2	0	0																																																																																																																																																																																																																																																																																																																																																																																																																																																																		
03	James, Christian		6-10	3-5	0-0	2	5	7	5	15	1	2	0	1																																																																																																																																																																																																																																																																																																																																																																																																																																																																		
04	McNeace, Jamuni		6-8	0-0	1-2	4	5	9	3	13	1	2	1	1																																																																																																																																																																																																																																																																																																																																																																																																																																																																		
05	Freeman, Matt		0-1	0-0	0-0	0	0	0	0	0	0	0	0	0																																																																																																																																																																																																																																																																																																																																																																																																																																																																		
20	McGusty, Kameron		0-1	0-1	0-0	0	0	0	0	0	1	0	0	0																																																																																																																																																																																																																																																																																																																																																																																																																																																																		
21	Buford, Dante		3-5	3-5	1-2	0	0	0	0	10	0	2	0	0																																																																																																																																																																																																																																																																																																																																																																																																																																																																		
25	Cole, C.J.		0-0	0-0	0-0	0	0	0	0	0	0	0	0	0																																																																																																																																																																																																																																																																																																																																																																																																																																																																		
Team						1	1	2																																																																																																																																																																																																																																																																																																																																																																																																																																																																								
Totals			35-73	12-26	12-17	15	19	34	22	94	12	10	3	7																																																																																																																																																																																																																																																																																																																																																																																																																																																																		
Officials: John Higgins, Don Daily, Jeff Malham															Officials: Peter Juzenas, Antonio Petty, Olandis Poole																																																																																																																																																																																																																																																																																																																																																																																																																																																																	
Technical fouls: Wichita State-None. Oklahoma-None.															Technical fouls: Memphis-None. Oklahoma-None.																																																																																																																																																																																																																																																																																																																																																																																																																																																																	
Attendance: 11157															Attendance: 9081																																																																																																																																																																																																																																																																																																																																																																																																																																																																	
Est. Attendance: 4946															Est. Attendance: 4946																																																																																																																																																																																																																																																																																																																																																																																																																																																																	
<table><tr><th>Score by periods</th><th>1st</th><th>2nd</th><th>Total</th></tr><tr><td>Wichita State</td><td>37</td><td>39</td><td>76</td></tr><tr><td>Oklahoma</td><td>39</td><td>34</td><td>73</td></tr></table> <div>Points WSU 40 OU 13</div> <div>In Paint 22 22 T/O 11 3 4 2 13</div> <div>Off T/O 11 3 4 2 13</div> <div>2nd Chance 3 4 2 13</div> <div>Fast Break 4 2 13</div> <div>Bench 40 13</div>															Score by periods	1st	2nd	Total	Wichita State	37	39	76	Oklahoma	39	34	73	<table><tr><th>Score by periods</th><th>1st</th><th>2nd</th><th>OT</th><th>Total</th></tr><tr><td>Memphis</td><td>38</td><td>46</td><td>15</td><td>99</td></tr><tr><td>Oklahoma</td><td>47</td><td>37</td><td>10</td><td>94</td></tr></table> <div>Points MEM 40 OU 13</div> <div>In Paint 52 34 T/O 13 18 12 6 40</div> <div>Off T/O 13 18 12 6 40</div> <div>2nd Chance 12 6 40</div> <div>Fast Break 8 6 40</div> <div>Bench 40 13</div>															Score by periods	1st	2nd	OT	Total	Memphis	38	46	15	99	Oklahoma	47	37	10	94																																																																																																																																																																																																																																																																																																																																																																																																																								
Score by periods	1st	2nd	Total																																																																																																																																																																																																																																																																																																																																																																																																																																																																													
Wichita State	37	39	76																																																																																																																																																																																																																																																																																																																																																																																																																																																																													
Oklahoma	39	34	73																																																																																																																																																																																																																																																																																																																																																																																																																																																																													
Score by periods	1st	2nd	OT	Total																																																																																																																																																																																																																																																																																																																																																																																																																																																																												
Memphis	38	46	15	99																																																																																																																																																																																																																																																																																																																																																																																																																																																																												
Oklahoma	47	37	10	94																																																																																																																																																																																																																																																																																																																																																																																																																																																																												
Last FG - WSU 2nd-01:55, OU 2nd-00:04. Largest lead - WSU by 9 2nd-07:05, OU by 8 1st-01:22. WSU led for 21:09. OU led for 13:48. Game was tied for 04:58.															Last FG - MEM OT-01:11, OU OT-03:05. Largest lead - MEM by 5 OT-03:45, OU by 13 1st-07:12. MEM led for 04:48. OU led for 38:17. Game was tied for 01:55.																																																																																																																																																																																																																																																																																																																																																																																																																																																																	
Score tied - 7 times. Lead changed - 9 times.															Score tied - 4 times. Lead changed - 1 time.																																																																																																																																																																																																																																																																																																																																																																																																																																																																	
Official Basketball Box Score -- Game Totals -- Final Statistics															Official Basketball Box Score -- Game Totals -- Final Statistics																																																																																																																																																																																																																																																																																																																																																																																																																																																																	
Auburn vs Oklahoma															Baylor vs Oklahoma																																																																																																																																																																																																																																																																																																																																																																																																																																																																	
12/21/16 8:30 at Uncasville, Conn. (Mohegan Sun Arena)															12/30/16 6 p.m. CT at Norman, Okla. (Lloyd Noble Center)																																																																																																																																																																																																																																																																																																																																																																																																																																																																	
Auburn 74 • 9-2															Baylor 76 • 13-0, 1-0 Big 12																																																																																																																																																																																																																																																																																																																																																																																																																																																																	
<table><tr><th>#</th><th>Player</th><th>Total FG-FGA</th><th>3-Ptr FG-FGA</th><th>FT-FTA</th><th colspan="3">Rebounds</th><th>PF</th><th>TP</th><th>A</th><th>T</th><th>Blk</th><th>Stl</th><th>Min</th></tr><tr><td>03</td><td>Purifoy, Danjel</td><td>f</td><td>2-4</td><td>2-3</td><td>0-0</td><td>0</td><td>7</td><td>7</td><td>4</td><td>6</td><td>1</td><td>3</td><td>0</td><td>0</td></tr><tr><td>50</td><td>Wiley, Austin</td><td>c</td><td>2-3</td><td>0-0</td><td>2-4</td><td>2</td><td>1</td><td>3</td><td>3</td><td>6</td><td>1</td><td>4</td><td>2</td><td>1</td></tr><tr><td>01</td><td>Harper, Jared</td><td>g</td><td>4-11</td><td>2-6</td><td>11-12</td><td>1</td><td>2</td><td>3</td><td>1</td><td>21</td><td>1</td><td>1</td><td>0</td><td>2</td></tr><tr><td>05</td><td>Heron, Mustapha</td><td>g</td><td>5-10</td><td>2-4</td><td>3-4</td><td>2</td><td>10</td><td>12</td><td>3</td><td>15</td><td>0</td><td>7</td><td>0</td><td>4</td></tr><tr><td>23</td><td>Lang, TJ</td><td>g</td><td>1-2</td><td>1-2</td><td>2-2</td><td>0</td><td>3</td><td>3</td><td>4</td><td>5</td><td>0</td><td>1</td><td>0</td><td>1</td></tr><tr><td>04</td><td>Dunans, T.J.</td><td></td><td>8-14</td><td>1-4</td><td>4-7</td><td>0</td><td>4</td><td>4</td><td>3</td><td>21</td><td>5</td><td>3</td><td>1</td><td>0</td></tr><tr><td>12</td><td>Smith, LaRon</td><td></td><td>0-3</td><td>0-0</td><td>0-0</td><td>0</td><td>1</td><td>1</td><td>3</td><td>0</td><td>0</td><td>1</td><td>2</td><td>0</td></tr><tr><td>24</td><td>McLemore, Anfernee</td><td></td><td>0-0</td><td>0-0</td><td>0-0</td><td>0</td><td>1</td><td>1</td><td>2</td><td>0</td><td>0</td><td>1</td><td>2</td><td>0</td></tr><tr><td>31</td><td>Waddell, Devin</td><td></td><td>0-1</td><td>0-1</td><td>0-0</td><td>0</td><td>2</td><td>2</td><td>2</td><td>0</td><td>1</td><td>0</td><td>0</td><td>0</td></tr><tr><td>35</td><td>Johnson, Ronnie</td><td></td><td>0-2</td><td>0-2</td><td>0-0</td><td>0</td><td>2</td><td>2</td><td>0</td><td>0</td><td>1</td><td>1</td><td>0</td><td>0</td></tr><tr><td colspan="2">Team</td><td></td><td></td><td></td><td></td><td>3</td><td>4</td><td>7</td><td></td><td></td><td></td><td></td><td></td><td></td></tr><tr><td colspan="2">Totals</td><td></td><td>22-50</td><td>8-22</td><td>22-29</td><td>8</td><td>37</td><td>45</td><td>25</td><td>74</td><td>10</td><td>23</td><td>7</td><td>8</td></tr></table> <div>FG % 1st Half: 11-28 39.3% 2nd half: 11-22 50.0% Game: 22-50 44.0% 3FG % 1st Half: 4-14 28.6% 2nd half: 4-8 50.0% Game: 8-22 36.4% FT % 1st Half: 8-8 100.0 2nd half: 14-21 66.7% Game: 22-29 75.9%</div> <div>Deadball Rebounds 3</div>															#	Player	Total FG-FGA	3-Ptr FG-FGA	FT-FTA	Rebounds			PF	TP	A	T	Blk	Stl	Min	03	Purifoy, Danjel	f	2-4	2-3	0-0	0	7	7	4	6	1	3	0	0	50	Wiley, Austin	c	2-3	0-0	2-4	2	1	3	3	6	1	4	2	1	01	Harper, Jared	g	4-11	2-6	11-12	1	2	3	1	21	1	1	0	2	05	Heron, Mustapha	g	5-10	2-4	3-4	2	10	12	3	15	0	7	0	4	23	Lang, TJ	g	1-2	1-2	2-2	0	3	3	4	5	0	1	0	1	04	Dunans, T.J.		8-14	1-4	4-7	0	4	4	3	21	5	3	1	0	12	Smith, LaRon		0-3	0-0	0-0	0	1	1	3	0	0	1	2	0	24	McLemore, Anfernee		0-0	0-0	0-0	0	1	1	2	0	0	1	2	0	31	Waddell, Devin		0-1	0-1	0-0	0	2	2	2	0	1	0	0	0	35	Johnson, Ronnie		0-2	0-2	0-0	0	2	2	0	0	1	1	0	0	Team						3	4	7							Totals			22-50	8-22	22-29	8	37	45	25	74	10	23	7	8	<table><tr><th>#</th><th>Player</th><th>Total FG-FGA</th><th>3-Ptr FG-FGA</th><th>FT-FTA</th><th colspan="3">Rebounds</th><th>PF</th><th>TP</th><th>A</th><th>T</th><th>Blk</th><th>Stl</th><th>Min</th></tr><tr><td>00</td><td>Lual-Acuil Jr., Jo</td><td>f</td><td>5-8</td><td>2-2</td><td>0-0</td><td>3</td><td>5</td><td>8</td><td>3</td><td>12</td><td>1</td><td>0</td><td>0</td><td>0</td></tr><tr><td>05</td><td>Motley, Johnathan</td><td>f</td><td>9-15</td><td>1-2</td><td>0-2</td><td>3</td><td>10</td><td>13</td><td>3</td><td>19</td><td>1</td><td>2</td><td>3</td><td>0</td></tr><tr><td>20</td><td>Lecomte, Manu</td><td>g</td><td>5-8</td><td>4-5</td><td>0-0</td><td>0</td><td>0</td><td>0</td><td>2</td><td>14</td><td>4</td><td>0</td><td>0</td><td>2</td></tr><tr><td>24</td><td>Wainright, Ishmail</td><td>g</td><td>1-3</td><td>0-1</td><td>0-0</td><td>1</td><td>4</td><td>5</td><td>4</td><td>2</td><td>3</td><td>3</td><td>0</td><td>0</td></tr><tr><td>25</td><td>Freeman, Al</td><td>g</td><td>1-4</td><td>1-4</td><td>4-6</td><td>1</td><td>2</td><td>3</td><td>1</td><td>7</td><td>2</td><td>0</td><td>0</td><td>0</td></tr><tr><td>01</td><td>Mitchell, Wendell</td><td></td><td>1-3</td><td>1-3</td><td>2-2</td><td>0</td><td>0</td><td>0</td><td>0</td><td>5</td><td>0</td><td>0</td><td>0</td><td>0</td></tr><tr><td>03</td><td>Lindsey, Jake</td><td></td><td>2-5</td><td>0-1</td><td>0-0</td><td>1</td><td>2</td><td>3</td><td>0</td><td>4</td><td>0</td><td>3</td><td>0</td><td>4</td></tr><tr><td>21</td><td>Omot, Nuni</td><td></td><td>2-6</td><td>0-1</td><td>1-2</td><td>5</td><td>4</td><td>9</td><td>3</td><td>5</td><td>1</td><td>1</td><td>0</td><td>0</td></tr><tr><td>22</td><td>McClure, King</td><td></td><td>0-2</td><td>0-1</td><td>0-0</td><td>0</td><td>0</td><td>0</td><td>2</td><td>0</td><td>2</td><td>1</td><td>0</td><td>1</td></tr><tr><td>30</td><td>Davis, Jonathan</td><td></td><td>1-1</td><td>0-0</td><td>0-0</td><td>0</td><td>0</td><td>0</td><td>0</td><td>2</td><td>0</td><td>0</td><td>0</td><td>0</td></tr><tr><td>31</td><td>Maston, Terry</td><td></td><td>3-8</td><td>0-0</td><td>0-0</td><td>2</td><td>1</td><td>3</td><td>3</td><td>6</td><td>1</td><td>3</td><td>1</td><td>0</td></tr><tr><td colspan="2">Team</td><td></td><td></td><td></td><td></td><td>1</td><td>1</td><td>2</td><td></td><td></td><td></td><td></td><td></td><td></td></tr><tr><td colspan="2">Totals</td><td></td><td>30-63</td><td>9-20</td><td>7-12</td><td>17</td><td>29</td><td>46</td><td>21</td><td>76</td><td>15</td><td>13</td><td>4</td><td>7</td></tr></table> <div>FG % 1st Half: 16-31 51.6% 2nd half: 14-32 43.8% Game: 30-63 47.6% 3FG % 1st Half: 4-8 50.0% 2nd half: 5-12 41.7% Game: 9-20 45.0% FT % 1st Half: 0-1 0.0% 2nd half: 7-11 63.6% Game: 7-12 58.3%</div> <div>Deadball Rebounds 2</div>															#	Player	Total FG-FGA	3-Ptr FG-FGA	FT-FTA	Rebounds			PF	TP	A	T	Blk	Stl	Min	00	Lual-Acuil Jr., Jo	f	5-8	2-2	0-0	3	5	8	3	12	1	0	0	0	05	Motley, Johnathan	f	9-15	1-2	0-2	3	10	13	3	19	1	2	3	0	20	Lecomte, Manu	g	5-8	4-5	0-0	0	0	0	2	14	4	0	0	2	24	Wainright, Ishmail	g	1-3	0-1	0-0	1	4	5	4	2	3	3	0	0	25	Freeman, Al	g	1-4	1-4	4-6	1	2	3	1	7	2	0	0	0	01	Mitchell, Wendell		1-3	1-3	2-2	0	0	0	0	5	0	0	0	0	03	Lindsey, Jake		2-5	0-1	0-0	1	2	3	0	4	0	3	0	4	21	Omot, Nuni		2-6	0-1	1-2	5	4	9	3	5	1	1	0	0	22	McClure, King		0-2	0-1	0-0	0	0	0	2	0	2	1	0	1	30	Davis, Jonathan		1-1	0-0	0-0	0	0	0	0	2	0	0	0	0	31	Maston, Terry		3-8	0-0	0-0	2	1	3	3	6	1	3	1	0	Team						1	1	2							Totals			30-63	9-20	7-12	17	29	46	21	76	15	13	4	7																														
#	Player	Total FG-FGA	3-Ptr FG-FGA	FT-FTA	Rebounds			PF	TP	A	T	Blk	Stl	Min																																																																																																																																																																																																																																																																																																																																																																																																																																																																		
03	Purifoy, Danjel	f	2-4	2-3	0-0	0	7	7	4	6	1	3	0	0																																																																																																																																																																																																																																																																																																																																																																																																																																																																		
50	Wiley, Austin	c	2-3	0-0	2-4	2	1	3	3	6	1	4	2	1																																																																																																																																																																																																																																																																																																																																																																																																																																																																		
01	Harper, Jared	g	4-11	2-6	11-12	1	2	3	1	21	1	1	0	2																																																																																																																																																																																																																																																																																																																																																																																																																																																																		
05	Heron, Mustapha	g	5-10	2-4	3-4	2	10	12	3	15	0	7	0	4																																																																																																																																																																																																																																																																																																																																																																																																																																																																		
23	Lang, TJ	g	1-2	1-2	2-2	0	3	3	4	5	0	1	0	1																																																																																																																																																																																																																																																																																																																																																																																																																																																																		
04	Dunans, T.J.		8-14	1-4	4-7	0	4	4	3	21	5	3	1	0																																																																																																																																																																																																																																																																																																																																																																																																																																																																		
12	Smith, LaRon		0-3	0-0	0-0	0	1	1	3	0	0	1	2	0																																																																																																																																																																																																																																																																																																																																																																																																																																																																		
24	McLemore, Anfernee		0-0	0-0	0-0	0	1	1	2	0	0	1	2	0																																																																																																																																																																																																																																																																																																																																																																																																																																																																		
31	Waddell, Devin		0-1	0-1	0-0	0	2	2	2	0	1	0	0	0																																																																																																																																																																																																																																																																																																																																																																																																																																																																		
35	Johnson, Ronnie		0-2	0-2	0-0	0	2	2	0	0	1	1	0	0																																																																																																																																																																																																																																																																																																																																																																																																																																																																		
Team						3	4	7																																																																																																																																																																																																																																																																																																																																																																																																																																																																								
Totals			22-50	8-22	22-29	8	37	45	25	74	10	23	7	8																																																																																																																																																																																																																																																																																																																																																																																																																																																																		
#	Player	Total FG-FGA	3-Ptr FG-FGA	FT-FTA	Rebounds			PF	TP	A	T	Blk	Stl	Min																																																																																																																																																																																																																																																																																																																																																																																																																																																																		
00	Lual-Acuil Jr., Jo	f	5-8	2-2	0-0	3	5	8	3	12	1	0	0	0																																																																																																																																																																																																																																																																																																																																																																																																																																																																		
05	Motley, Johnathan	f	9-15	1-2	0-2	3	10	13	3	19	1	2	3	0																																																																																																																																																																																																																																																																																																																																																																																																																																																																		
20	Lecomte, Manu	g	5-8	4-5	0-0	0	0	0	2	14	4	0	0	2																																																																																																																																																																																																																																																																																																																																																																																																																																																																		
24	Wainright, Ishmail	g	1-3	0-1	0-0	1	4	5	4	2	3	3	0	0																																																																																																																																																																																																																																																																																																																																																																																																																																																																		
25	Freeman, Al	g	1-4	1-4	4-6	1	2	3	1	7	2	0	0	0																																																																																																																																																																																																																																																																																																																																																																																																																																																																		
01	Mitchell, Wendell		1-3	1-3	2-2	0	0	0	0	5	0	0	0	0																																																																																																																																																																																																																																																																																																																																																																																																																																																																		
03	Lindsey, Jake		2-5	0-1	0-0	1	2	3	0	4	0	3	0	4																																																																																																																																																																																																																																																																																																																																																																																																																																																																		
21	Omot, Nuni		2-6	0-1	1-2	5	4	9	3	5	1	1	0	0																																																																																																																																																																																																																																																																																																																																																																																																																																																																		
22	McClure, King		0-2	0-1	0-0	0	0	0	2	0	2	1	0	1																																																																																																																																																																																																																																																																																																																																																																																																																																																																		
30	Davis, Jonathan		1-1	0-0	0-0	0	0	0	0	2	0	0	0	0																																																																																																																																																																																																																																																																																																																																																																																																																																																																		
31	Maston, Terry		3-8	0-0	0-0	2	1	3	3	6	1	3	1	0																																																																																																																																																																																																																																																																																																																																																																																																																																																																		
Team						1	1	2																																																																																																																																																																																																																																																																																																																																																																																																																																																																								
Totals			30-63	9-20	7-12	17	29	46	21	76	15	13	4	7																																																																																																																																																																																																																																																																																																																																																																																																																																																																		
Oklahoma 70 • 6-5															Oklahoma 50 • 6-6, 0-1 Big 12																																																																																																																																																																																																																																																																																																																																																																																																																																																																	
<table><tr><th>#</th><th>Player</th><th>Total FG-FGA</th><th>3-Ptr FG-FGA</th><th>FT-FTA</th><th colspan="3">Rebounds</th><th>PF</th><th>TP</th><th>A</th><th>T</th><th>Blk</th><th>Stl</th><th>Min</th></tr><tr><td>11</td><td>Doolittle, Kristian</td><td>f</td><td>2-5</td><td>1-1</td><td>2-2</td><td>3</td><td>4</td><td>7</td><td>2</td><td>7</td><td>0</td><td>1</td><td>1</td><td>1</td></tr><tr><td>12</td><td>Lattin, Khadeem</td><td>f</td><td>2-10</td><td>0-0</td><td>2-2</td><td>1</td><td>4</td><td>5</td><td>4</td><td>6</td><td>0</td><td>1</td><td>0</td><td>2</td></tr><tr><td>01</td><td>Odomes, Rashard</td><td>g</td><td>5-13</td><td>0-0</td><td>2-5</td><td>2</td><td>2</td><td>4</td><td>2</td><td>12</td><td>2</td><td>2</td><td>0</td><td>1</td></tr><tr><td>03</td><td>James, Christian</td><td>g</td><td>3-13</td><td>1-5</td><td>3-4</td><td>1</td><td>4</td><td>5</td><td>4</td><td>10</td><td>2</td><td>1</td><td>0</td><td>0</td></tr><tr><td>13</td><td>Shepherd, Jordan</td><td>g</td><td>4-8</td><td>1-2</td><td>4-4</td><td>0</td><td>0</td><td>0</td><td>4</td><td>13</td><td>3</td><td>3</td><td>1</td><td>1</td></tr><tr><td>00</td><td>Strong, Darrion</td><td></td><td>1-4</td><td>0-3</td><td>0-0</td><td>0</td><td>1</td><td>1</td><td>3</td><td>2</td><td>0</td><td>2</td><td>1</td><td>0</td></tr><tr><td>04</td><td>McNeace, Jamuni</td><td></td><td>2-6</td><td>0-0</td><td>4-7</td><td>4</td><td>3</td><td>7</td><td>5</td><td>8</td><td>0</td><td>2</td><td>0</td><td>0</td></tr><tr><td>05</td><td>Freeman, Matt</td><td></td><td>3-3</td><td>2-2</td><td>2-2</td><td>1</td><td>1</td><td>2</td><td>0</td><td>8</td><td>1</td><td>0</td><td>0</td><td>0</td></tr><tr><td>20</td><td>McGusty, Kameron</td><td></td><td>2-7</td><td>0-2</td><td>0-0</td><td>1</td><td>1</td><td>2</td><td>3</td><td>4</td><td>1</td><td>2</td><td>0</td><td>0</td></tr><tr><td>21</td><td>Buford, Dante</td><td></td><td>0-3</td><td>0-2</td><td>0-0</td><td>0</td><td>1</td><td>1</td><td>0</td><td>0</td><td>0</td><td>0</td><td>0</td><td>0</td></tr><tr><td colspan="2">Team</td><td></td><td></td><td></td><td></td><td>4</td><td>3</td><td>7</td><td></td><td></td><td></td><td></td><td></td><td></td></tr><tr><td colspan="2">Totals</td><td></td><td>23-72</td><td>5-17</td><td>19-26</td><td>17</td><td>24</td><td>41</td><td>27</td><td>70</td><td>9</td><td>14</td><td>3</td><td>5</td></tr></table> <div>FG % 1st Half: 8-34 23.5% 2nd half: 15-38 39.5% Game: 23-72 31.9% 3FG % 1st Half: 1-9 11.1% 2nd half: 4-8 50.0% Game: 5-17 29.4% FT % 1st Half: 5-8 62.5% 2nd half: 14-18 77.8% Game: 19-26 73.1%</div> <div>Deadball Rebounds 2</div>															#	Player	Total FG-FGA	3-Ptr FG-FGA	FT-FTA	Rebounds			PF	TP	A	T	Blk	Stl	Min	11	Doolittle, Kristian	f	2-5	1-1	2-2	3	4	7	2	7	0	1	1	1	12	Lattin, Khadeem	f	2-10	0-0	2-2	1	4	5	4	6	0	1	0	2	01	Odomes, Rashard	g	5-13	0-0	2-5	2	2	4	2	12	2	2	0	1	03	James, Christian	g	3-13	1-5	3-4	1	4	5	4	10	2	1	0	0	13	Shepherd, Jordan	g	4-8	1-2	4-4	0	0	0	4	13	3	3	1	1	00	Strong, Darrion		1-4	0-3	0-0	0	1	1	3	2	0	2	1	0	04	McNeace, Jamuni		2-6	0-0	4-7	4	3	7	5	8	0	2	0	0	05	Freeman, Matt		3-3	2-2	2-2	1	1	2	0	8	1	0	0	0	20	McGusty, Kameron		2-7	0-2	0-0	1	1	2	3	4	1	2	0	0	21	Buford, Dante		0-3	0-2	0-0	0	1	1	0	0	0	0	0	0	Team						4	3	7							Totals			23-72	5-17	19-26	17	24	41	27	70	9	14	3	5	<table><tr><th>#</th><th>Player</th><th>Total FG-FGA</th><th>3-Ptr FG-FGA</th><th>FT-FTA</th><th colspan="3">Rebounds</th><th>PF</th><th>TP</th><th>A</th><th>T</th><th>Blk</th><th>Stl</th><th>Min</th></tr><tr><td>11</td><td>Doolittle, Kristian</td><td>f</td><td>0-3</td><td>0-0</td><td>0-1</td><td>1</td><td>2</td><td>3</td><td>0</td><td>0</td><td>3</td><td>1</td><td>1</td><td>0</td></tr><tr><td>12</td><td>Lattin, Khadeem</td><td>f</td><td>3-6</td><td>0-0</td></tr></table>															#	Player	Total FG-FGA	3-Ptr FG-FGA	FT-FTA	Rebounds			PF	TP	A	T	Blk	Stl	Min	11	Doolittle, Kristian	f	0-3	0-0	0-1	1	2	3	0	0	3	1	1	0	12	Lattin, Khadeem	f	3-6	0-0																																																																																																																																																																																																													
#	Player	Total FG-FGA	3-Ptr FG-FGA	FT-FTA	Rebounds			PF	TP	A	T	Blk	Stl	Min																																																																																																																																																																																																																																																																																																																																																																																																																																																																		
11	Doolittle, Kristian	f	2-5	1-1	2-2	3	4	7	2	7	0	1	1	1																																																																																																																																																																																																																																																																																																																																																																																																																																																																		
12	Lattin, Khadeem	f	2-10	0-0	2-2	1	4	5	4	6	0	1	0	2																																																																																																																																																																																																																																																																																																																																																																																																																																																																		
01	Odomes, Rashard	g	5-13	0-0	2-5	2	2	4	2	12	2	2	0	1																																																																																																																																																																																																																																																																																																																																																																																																																																																																		
03	James, Christian	g	3-13	1-5	3-4	1	4	5	4	10	2	1	0	0																																																																																																																																																																																																																																																																																																																																																																																																																																																																		
13	Shepherd, Jordan	g	4-8	1-2	4-4	0	0	0	4	13	3	3	1	1																																																																																																																																																																																																																																																																																																																																																																																																																																																																		
00	Strong, Darrion		1-4	0-3	0-0	0	1	1	3	2	0	2	1	0																																																																																																																																																																																																																																																																																																																																																																																																																																																																		
04	McNeace, Jamuni		2-6	0-0	4-7	4	3	7	5	8	0	2	0	0																																																																																																																																																																																																																																																																																																																																																																																																																																																																		
05	Freeman, Matt		3-3	2-2	2-2	1	1	2	0	8	1	0	0	0																																																																																																																																																																																																																																																																																																																																																																																																																																																																		
20	McGusty, Kameron		2-7	0-2	0-0	1	1	2	3	4	1	2	0	0																																																																																																																																																																																																																																																																																																																																																																																																																																																																		
21	Buford, Dante		0-3	0-2	0-0	0	1	1	0	0	0	0	0	0																																																																																																																																																																																																																																																																																																																																																																																																																																																																		
Team						4	3	7																																																																																																																																																																																																																																																																																																																																																																																																																																																																								
Totals			23-72	5-17	19-26	17	24	41	27	70	9	14	3	5																																																																																																																																																																																																																																																																																																																																																																																																																																																																		
#	Player	Total FG-FGA	3-Ptr FG-FGA	FT-FTA	Rebounds			PF	TP	A	T	Blk	Stl	Min																																																																																																																																																																																																																																																																																																																																																																																																																																																																		
11	Doolittle, Kristian	f	0-3	0-0	0-1	1	2	3	0	0	3	1	1	0																																																																																																																																																																																																																																																																																																																																																																																																																																																																		
12	Lattin, Khadeem	f	3-6	0-0																																																																																																																																																																																																																																																																																																																																																																																																																																																																												

GAME 15: OKLAHOMA VS. KANSAS

Official Basketball Box Score -- Game Totals -- Final Statistics																
Oklahoma vs TCU																
01/03/17 8:00 pm at Fort Worth, Texas (Schollmaier Arena)																
Oklahoma 57 • 6-7, 0-2 Big 12																
#	Player	Total		3-Ptr		Rebounds			PF	TP	A TO Blk Stl				Min	
		FG	F-GA	FG	F-GA	FT	F-FTA	Off			Def	Tot				
11	Doolittle, Kristian	f	3-6	0-0	2-4	2	4	6	2	8	1	2	0	2	21	
12	Lattin, Khadeem	f	3-3	0-0	0-1	2	1	3	4	6	0	0	2	1	22	
01	Odomes, Rashard	g	2-8	0-0	1-2	1	3	4	1	5	3	2	0	1	22	
03	James, Christian	g	1-10	0-3	1-2	1	2	3	1	3	2	2	0	0	32	
13	Shepherd, Jordan	g	0-4	0-1	0-0	0	0	0	4	0	3	1	0	0	20	
00	Strong-Moore,Darrion		4-8	2-5	0-0	0	1	1	0	10	1	1	0	0	20	
04	McNeace, Jamuni		1-4	0-0	0-0	1	3	4	4	2	0	1	2	0	18	
05	Freeman, Matt		4-6	2-3	0-0	0	0	0	0	10	0	2	1	1	14	
20	McGusty, Kameron		4-11	1-3	2-2	1	2	3	1	11	3	1	1	4	27	
21	Buford, Dante		1-2	0-1	0-0	1	0	1	0	2	0	0	0	1	4	
Team						3	3	6			1					
Totals			23-62	5-16	6-11	12	19	31	17	57	13	13	6	10	200	
FG % 1st Half: 16-34 47.1% 2nd half: 7-28 25.0% Game: 23-62 37.1%																
3FG % 1st Half: 3-6 50.0% 2nd half: 2-10 20.0% Game: 5-16 31.3%																
FT % 1st Half: 3-4 75.0% 2nd half: 3-7 42.9% Game: 6-11 54.5%																
Deadball Rebounds 3,2																
TCU 60 • 12-2, 1-1 Big 12																
#	Player	Total		3-Ptr		Rebounds			PF	TP	A TO Blk Stl				Min	
		FG	F-GA	FG	F-GA	FT	F-FTA	Off			Def	Tot				
10	Brodziansky, Vlad	f	1-2	0-0	2-2	0	2	2	1	4	0	0	3	1	22	
15	Miller, JD	f	1-4	0-3	1-2	0	3	3	0	3	0	1	2	0	17	
00	Fisher, Jaylen	g	2-7	0-2	2-3	0	3	3	3	6	1	4	0	1	26	
25	Robinson, Alex		7-13	2-4	2-2	0	2	2	0	18	6	2	0	1	33	
34	Williams, Kenrich	g	1-3	0-0	0-0	1	5	6	3	2	1	1	2	0	27	
01	Bane, Desmond		4-7	1-1	0-1	2	4	6	1	9	1	4	2	0	25	
02	Williams, Michael		0-2	0-1	0-0	0	2	2	0	0	0	1	0	0	9	
11	Parrish, Brandon		2-7	2-6	4-6	0	2	2	1	10	1	0	1	1	23	
32	Shepherd, Karviar		3-3	0-0	2-2	2	3	5	3	8	0	1	1	0	14	
33	Washburn, Chris		0-1	0-0	0-0	0	1	1	0	0	1	0	2	0	4	
Team						1	2	3			2					
Totals			21-49	5-17	13-18	6	29	35	12	60	11	16	13	4	200	
FG % 1st Half: 12-28 42.9% 2nd half: 9-21 42.9% Game: 21-49 42.9%																
3FG % 1st Half: 4-10 40.0% 2nd half: 1-7 14.3% Game: 5-17 29.4%																
FT % 1st Half: 6-8 75.0% 2nd half: 7-10 70.0% Game: 13-18 72.2%																
Deadball Rebounds 6																
Officials: Joe DeRosa, Bert Smith, Michael Greenstein																
Technical fouls: Oklahoma-None. TCU-None.																
Attendance: 5576																
Score by periods						1st	2nd	Total								
Oklahoma						38	19	57								
TCU						34	26	60								
Points OU 30 TCU 24 In Paint 30 17 T/O 17 16 2nd Chance 16 7 Fast Break 0 12 Bench 35 27																
Last FG - OU 2nd-00:50, TCU 2nd-02:03.																
Largest lead - OU by 9 1st-13:12, TCU by 6 2nd-02:03.																
OU led for 35:28. TCU led for 03:38. Game was tied for 00:54.																
Score tied - 1 time.																
Lead changed - 1 time.																

Official Basketball Box Score -- Game Totals -- Final Statistics																
Oklahoma vs Kansas State																
01/07/17 2:01 p.m. CT at Manhattan, Kan. - Bramlage Coliseum																
Oklahoma 64 • 6-8 (0-3)																
#	Player	Total		3-Ptr		Rebounds			PF	TP	A TO Blk Stl				Min	
		FG-FGA	FG-FGA	FT-FTA	Off	Def	Tot									
11	Doolittle, Kristian	f	4-10	0-1	0-0	1	7	8	2	8	2	3	1	2	29	
12	Lattin, Khadeem	f	2-5	0-0	0-1	1	4	5	4	4	2	3	1	0	26	
00	Strong-Moore,Darrion	g	4-7	2-3	0-0	0	2	2	2	10	4	1	0	1	27	
01	Odomes, Rashard	g	5-7	0-0	0-0	2	4	6	2	10	1	3	0	2	33	
03	James, Christian	g	1-2	1-2	0-0	0	1	1	4	3	0	3	0	0	17	
04	McNeace, Jamuni		2-3	0-0	0-0	0	0	0	5	4	1	2	0	1	13	
05	Freeman, Matt		1-2	1-2	0-0	0	2	2	0	3	0	1	0	0	9	
13	Shepherd, Jordan		1-3	0-0	0-0	0	0	0	1	2	1	1	0	0	13	
20	McGusty, Kameron		5-9	2-3	8-9	0	1	1	1	20	0	0	1	0	30	
21	Buford, Dante		0-0	0-0	0-0	0	0	0	0	0	0	1	0	0	2	
25	Cole, C.J.		0-0	0-0	0-0	0	0	0	0	0	0	0	0	0	1	
Team						1	0	1			1					
Totals			25-48	6-11	8-10	5	21	26	21	64	11	19	3	6	200	
FG % 1st Half: 10-26 38.5%		2nd half: 15-22 68.2%		Game: 25-48 52.1%		Deadball Rebounds 0										
3FG % 1st Half: 4-8 50.0%		2nd half: 2-3 66.7%		Game: 6-11 54.5%												
FT % 1st Half: 3-4 75.0%		2nd half: 5-6 83.3%		Game: 8-10 80.0%												
Kansas State 75 • 13-2 (2-1)																
#	Player	Total		3-Ptr		Rebounds			PF	TP	A TO Blk Stl				Min	
		FG-FGA	FG-FGA	FT-FTA	Off	Def	Tot									
04	JOHNSON, D.J.	f	4-10	0-0	2-5	1	2	3	0	10	0	3	0	1	27	
32	WADE, Dean	f	4-7	2-4	2-2	2	5	7	4	12	1	1	1	2	31	
03	STOKES, Kamau	g	3-6	3-5	4-5	1	1	2	2	13	4	5	0	0	35	
05	BROWN, Barry	g	6-11	2-6	0-0	0	2	2	3	14	5	0	0	2	32	
25	IWUNDU, Wesley	g	4-6	0-0	8-11	0	3	3	1	16	5	3	0	2	36	
01	ERVIN II, Carlbe		1-2	0-1	0-0	0	1	1	0	2	1	1	0	1	13	
11	PATRICK, Brian		0-0	0-0	0-0	0	0	0	0	0	0	0	0	0	0+	
20	SNEED, Xavier		3-5	0-2	0-0	1	2	3	2	6	0	0	1	0	20	
35	BUDKE, Austin		1-1	0-0	0-0	0	1	1	0	2	0	0	0	0	6	
Team						2	2	4								
Totals			26-48	7-18	16-23	7	19	26	12	75	16	13	2	8	200	
FG % 1st Half: 15-28 53.6%		2nd half: 11-20 55.0%		Game: 26-48 54.2%		Deadball Rebounds 1,1										
3FG % 1st Half: 6-12 50.0%		2nd half: 1-6 16.7%		Game: 7-18 38.9%												
FT % 1st Half: 7-10 70.0%		2nd half: 9-13 69.2%		Game: 16-23 69.6%												
Officials: Doug Simmons, Gary Maxwell, Rodrick Dixon																
Technical fouls: Oklahoma-None, Kansas State-None.																
Attendance: 12295																
Score by periods				1st	2nd	Total										
Oklahoma				27	37	64										
Kansas State				43	32	75										
Last FG - OU 2nd:00:37, KS 2nd:01:36.																
Largest lead - OU None, KS by 16 1st:11:19.																
OU led for 00:00, KS led for 38:45, Game was tied for 01:15.																
Score tied - 1 time.																
Lead changed - 0 times.																

2016-17 OKLAHOMA MEN'S BASKETBALL
Oklahoma Combined Team Statistics (as of Jan 07, 2017)
All games

RECORD:	OVERALL	HOME	AWAY	NEUTRAL
ALL GAMES	6-8	4-3	0-3	2-2
CONFERENCE	0-3	0-1	0-2	0-0
NON-CONFERENCE	6-5	4-2	0-1	2-2

#	Player	gp-gs	min	avg	Total		3-Point		F-Throw		Rebounds								pts	avg		
					fg-fga	fg%	3fg-fga	3fg%	ft-fa	ft%	off	def	tot	avg	pf	dq	a	to			blk	stl
10	Woodard, Jordan	10-10	300	30.0	57-132	.432	26-61	.426	36-44	.818	8	44	52	5.2	20	0	36	21	2	21	176	17.6
03	James, Christian	14-13	365	26.1	54-128	.422	25-52	.481	20-34	.588	14	41	55	3.9	44	3	22	33	2	11	153	10.9
01	Odomes, Rashard	14-14	339	24.2	49-104	.471	0-3	.000	33-54	.611	14	38	52	3.7	27	0	27	22	1	14	131	9.4
12	Lattin, Khadeem	14-14	327	23.4	42-82	.512	0-0	.000	34-44	.773	26	52	78	5.6	47	1	8	22	27	23	118	8.4
20	McGusty, Kameron	14-0	242	17.3	33-78	.423	12-35	.343	21-25	.840	5	17	22	1.6	10	0	13	14	4	10	99	7.1
11	Doolittle, Kristian	14-10	307	21.9	33-79	.418	5-11	.455	28-37	.757	24	51	75	5.4	21	1	15	21	4	12	99	7.1
05	Freeman, Matt	14-2	169	12.1	25-54	.463	14-32	.438	5-6	.833	7	21	28	2.0	11	0	6	12	3	4	69	4.9
00	Strong-Moore,Darrion	14-1	253	18.1	25-61	.410	11-36	.306	4-8	.500	3	12	15	1.1	20	0	27	21	1	4	65	4.6
13	Shepherd, Jordan	14-4	204	14.6	21-51	.412	6-17	.353	11-14	.786	1	6	7	0.5	21	0	22	15	4	9	59	4.2
04	McNeace, Jamuni	14-0	222	15.9	23-46	.500	0-0	.000	9-20	.450	21	42	63	4.5	39	3	3	12	18	3	55	3.9
21	Buford, Dante	10-2	89	8.9	9-23	.391	5-15	.333	3-5	.600	3	5	8	0.8	6	0	2	5	2	1	26	2.6
25	Cole, C.J.	9-0	22	2.4	1-3	.333	0-0	.000	0-2	.000	2	1	3	0.3	2	0	1	0	0	0	2	0.2
22	Harper, Daniel	1-0	2	2.0	0-1	.000	0-0	.000	0-0	.000	0	1	1	1.0	0	0	1	1	0	0	0	0.0
30	Thorpe, Marshall	2-0	5	2.5	0-1	.000	0-0	.000	0-0	.000	2	1	3	1.5	2	0	0	1	1	1	0	0.0
40	Anderson, Richard	2-0	5	2.5	0-0	.000	0-0	.000	0-0	.000	0	0	0	0.0	0	0	0	0	0	0	0	0.0
Team											27	32	59				3					
Total.....		14	2851		372-843	.441	104-262	.397	204-293	.696	157	364	521	37.2	270	8	183	203	69	113	1052	75.1
Opponents.....		14	2851		356-831	.428	116-319	.364	186-274	.679	147	362	509	36.4	252	-	178	214	63	102	1014	72.4

TEAM STATISTICS	OU	OPP	Date	Opponent	Score	Att.
SCORING	1052	1014	11/13/16	NORTHWESTERN STATE	W 97-61	8456
Points per game	75.1	72.4	11/17/16	vs Tulane	W 89-70	0
Scoring margin	+2.7	-	11/18/16	vs Northern Iowa	Lot 67-73	0
FIELD GOALS-ATT	372-843	356-831	11/20/16	vs Clemson	W 70-64	0
Field goal pct	.441	.428	11/25/16	ABILENE CHRISTIAN	W 72-64	9303
3 POINT FG-ATT	104-262	116-319	11/29/16	NORTHERN COLORADO	W 87-66	7579
3-point FG pct	.397	.364	12/03/16	at Wisconsin	L 70-90	17278
3-pt FG made per game	7.4	8.3	12/7/16	ORAL ROBERTS	W 92-66	8034
FREE THROWS-ATT	204-293	186-274	12/10/16	WICHITA STATE	L 73-76	11157
Free throw pct	.696	.679	12/17/16	MEMPHIS	Lot 94-99	9081
F-Throws made per game	14.6	13.3	12/21/16	vs Auburn	L 70-74	3462
REBOUNDS	521	509	* 12/30/16	BAYLOR	L 50-76	10254
Rebounds per game	37.2	36.4	* 01/03/17	at TCU	L 57-60	5576
Rebounding margin	+0.9	-	* 01/07/17	at Kansas State	L 64-75	12295
ASSISTS	183	178	* - Conference game			
Assists per game	13.1	12.7				
TURNOVERS	203	214				
Turnovers per game	14.5	15.3				
Turnover margin	+0.8	-				
Assist/turnover ratio	0.9	0.8				
STEALS	113	102				
Steals per game	8.1	7.3				
BLOCKS	69	63				
Blocks per game	4.9	4.5				
ATTENDANCE	63864	38611				
Home games-Avg/Game	7-9123	3-11716				
Neutral site-Avg/Game	-	4-866				

Score by Periods	1st	2nd	OT	Totals
Oklahoma	489	545	18	1052
Opponents	453	532	29	1014

2016-17 OKLAHOMA MEN'S BASKETBALL
Oklahoma Combined Team Statistics (as of Jan 07, 2017)
Conference games

RECORD:	OVERALL	HOME	AWAY	NEUTRAL
ALL GAMES	0-3	0-1	0-2	0-0
CONFERENCE	0-3	0-1	0-2	0-0
NON-CONFERENCE	0-0	0-0	0-0	0-0

#	Player	gp-gs	min	avg	Total		3-Point		F-Throw		Rebounds								a	to	blk	stl	pts	avg
					fg-fga	fg%	3fg-fga	3fg%	ft-fa	ft%	off	def	tot	avg	pf	dq								
20	McGusty, Kameron	3-0	84	28.0	12-29	.414	5-13	.385	11-13	.846	1	5	6	2.0	2	0	3	2	2	4	40	13.3		
00	Strong-Moore,Darrion	3-1	60	20.0	10-20	.500	6-12	.500	0-0	.000	0	3	3	1.0	2	0	5	2	0	1	26	8.7		
01	Odomes, Rashard	3-3	73	24.3	8-19	.421	0-0	.000	4-9	.444	4	13	17	5.7	3	0	6	7	0	3	20	6.7		
05	Freeman, Matt	3-0	43	14.3	7-14	.500	4-8	.500	2-2	1.000	2	4	6	2.0	0	0	2	4	1	2	20	6.7		
12	Lattin, Khadeem	3-3	74	24.7	8-14	.571	0-0	.000	2-4	.500	4	9	13	4.3	13	1	3	4	6	2	18	6.0		
03	James, Christian	3-3	84	28.0	6-19	.316	4-11	.364	1-2	.500	1	3	4	1.3	6	0	4	8	0	0	17	5.7		
11	Doolittle, Kristian	3-3	70	23.3	7-19	.368	0-1	.000	2-5	.400	4	13	17	5.7	4	0	6	6	2	4	16	5.3		
04	McNeace, Jamuni	3-0	44	14.7	4-13	.308	0-0	.000	0-1	.000	3	3	6	2.0	12	1	1	3	2	1	8	2.7		
13	Shepherd, Jordan	3-2	60	20.0	2-12	.167	0-4	.000	0-0	.000	0	2	2	0.7	8	0	6	6	0	1	4	1.3		
21	Buford, Dante	2-0	6	3.0	1-2	.500	0-1	.000	0-0	.000	1	0	1	0.5	0	0	0	1	0	1	2	1.0		
25	Cole, C.J.	2-0	2	1.0	0-1	.000	0-0	.000	0-0	.000	0	0	0	0.0	0	0	0	0	0	0	0	0.0		
Team											8	4	12				2							
Total.....		3	600		65-162	.401	19-50	.380	22-36	.611	28	59	87	29.0	50	2	36	45	13	19	171	57.0		
Opponents.....		3	600		77-160	.481	21-55	.382	36-53	.679	30	77	107	35.7	45	-	42	42	19	19	211	70.3		

TEAM STATISTICS	OU	OPP
SCORING	171	211
Points per game	57.0	70.3
Scoring margin	-13.3	-
FIELD GOALS-ATT	65-162	77-160
Field goal pct	.401	.481
3 POINT FG-ATT	19-50	21-55
3-point FG pct	.380	.382
3-pt FG made per game	6.3	7.0
FREE THROWS-ATT	22-36	36-53
Free throw pct	.611	.679
F-Throws made per game	7.3	12.0
REBOUNDS	87	107
Rebounds per game	29.0	35.7
Rebounding margin	-6.7	-
ASSISTS	36	42
Assists per game	12.0	14.0
TURNOVERS	45	42
Turnovers per game	15.0	14.0
Turnover margin	-1.0	-
Assist/turnover ratio	0.8	1.0
STEALS	19	19
Steals per game	6.3	6.3
BLOCKS	13	19
Blocks per game	4.3	6.3
ATTENDANCE	10254	17871
Home games-Avg/Game	1-10254	2-8936
Neutral site-Avg/Game	-	0-0

Date	Opponent	Score	Att.
* 12/30/16	BAYLOR	L 50-76	10254
* 01/03/17	at TCU	L 57-60	5576
* 01/07/17	at Kansas State	L 64-75	12295

* - Conference game

Score by Periods	1st	2nd	Totals
Oklahoma	82	89	171
Opponents	113	98	211

OKLAHOMA NUMERICAL ROSTER

No.	Name	Pos.	Cl.	Ht.	Wt.	Hometown (Last School)
0	Darrion Strong-Moore	G	Jr.	6-1	180	Chicago, Ill. (Coffeyville Community College [Kan.])
1	Rashard Odomes*	G	So.	6-6	212	Copperas Cove, Texas (Copperas Cove HS)
3	Christian James*	G	So.	6-4	218	Houston, Texas (Bellaire HS)
4	Jamuni McNeace*	C	So.-RS	6-10	215	Kankakee, Ill. (Allen HS)
5	Matt Freeman	F	Fr.-RS	6-10	224	Auckland, New Zealand (Westlake Boys HS)
10	Jordan Woodard***	G	Sr.	6-0	187	Arcadia, Okla. (Edmond Memorial HS)
11	Kristian Doolittle	F	Fr.	6-7	236	Edmond, Okla. (Edmond Memorial HS)
12	Khadeem Lattin**	F	Jr.	6-9	212	Houston, Texas (Redemption Christian Home School Academy)
13	Jordan Shepherd	G	Fr.	6-2	180	Asheville, N.C. (Asheville Christian Academy)
15	Grant Quinn^	G	Fr.	6-4	185	Argyle, Texas (Liberty Christian HS)
20	Kameron McGusty	G	Fr.	6-5	191	Katy, Texas (Sunrise Christian Academy [Kan.])
21	Dante Buford*	F	So.-RS	6-7	221	Greenville, S.C. (Arlington Country Day School [Fla.])
22	Daniel Harper***^	G	Sr.	6-1	190	Norman, Okla. (Norman HS)
25	C.J. Cole***	F	Sr.	6-7	245	Sperry, Okla. (Sperry HS)
30	Marshall Thorpe^	F	Fr.-RS	6-9	235	Tulsa, Okla. (Bishop Kelley HS)
40	Richard Anderson^	G	Fr.	6-2	180	Midwest City, Okla. (Midwest City HS)

OKLAHOMA ALPHABETICAL ROSTER

No.	Name	Pos.	Cl.	Ht.	Wt.	Hometown (Last School)
40	Richard Anderson^	G	Fr.	6-2	180	Midwest City, Okla. (Midwest City HS)
21	Dante Buford*	F	So.-RS	6-7	221	Greenville, S.C. (Arlington Country Day School [Fla.])
25	C.J. Cole***	F	Sr.	6-7	245	Sperry, Okla. (Sperry HS)
11	Kristian Doolittle	F	Fr.	6-7	236	Edmond, Okla. (Edmond Memorial HS)
5	Matt Freeman	F	Fr.-RS	6-10	224	Auckland, New Zealand (Westlake Boys HS)
22	Daniel Harper***^	G	Sr.	6-1	190	Norman, Okla. (Norman HS)
3	Christian James*	G	So.	6-4	218	Houston, Texas (Bellaire HS)
12	Khadeem Lattin**	F	Jr.	6-9	212	Houston, Texas (Redemption Christian Home School Academy)
20	Kameron McGusty	G	Fr.	6-5	191	Katy, Texas (Sunrise Christian Academy [Kan.])
4	Jamuni McNeace*	C	So.-RS	6-10	215	Kankakee, Ill. (Allen HS)
1	Rashard Odomes*	G	So.	6-6	212	Copperas Cove, Texas (Copperas Cove HS)
15	Grant Quinn^	G	Fr.	6-4	185	Argyle, Texas (Liberty Christian HS)
13	Jordan Shepherd	G	Fr.	6-2	180	Asheville, N.C. (Asheville Christian Academy)
0	Darrion Strong-Moore	G	Jr.	6-1	180	Chicago, Ill. (Coffeyville Community College [Kan.])
30	Marshall Thorpe^	F	Fr.-RS	6-9	235	Tulsa, Okla. (Bishop Kelley HS)
10	Jordan Woodard***	G	Sr.	6-0	187	Arcadia, Okla. (Edmond Memorial HS)

* Letters earned at Oklahoma

^ Walk-on

STAFF

Head Coach: Lon Kruger (Kansas State '75)

Associate Head Coach: Chris Crutchfield (Nebraska-Omaha '92)

Assistant Coach: Carlan Hartman (Tulane '94)

Assistant Coach: Kevin Kruger (Arizona State '06)

Director of Operations: Mike Shepherd (Kansas State '92)

Strength and Performance Coach: Bryce Daub (Central Washington '08)

Athletics Trainer: Alex Brown (Appalachian State '79)

Video Coordinator: Will Saxon (Oklahoma '15)

PRONUNCIATION GUIDE

Khadeem Lattin: kuh-DEEM LAT-tin

Jamuni McNeace: juh-MUN-ee mick-NEESE

Rashard Odomes: ruh-SHARD

Darrion Strong-Moore: DARE-ee-on